

MORAVIA CENTRAL SCHOOL DISTRICT

BASIC FINANCIAL STATEMENTS

For Year Ended June 30, 2023



BUSINESS
ADVISORS
AND CPAS

TABLE OF CONTENTS

	Pages
Independent Auditors' Report	1 - 3
Management's Discussion and Analysis (Unaudited)	4 - 13
Basic Financial Statements:	
Statement of Net Position	14
Statement of Activities and Changes in Net Position	15
Balance Sheet - Governmental Funds	16
Statement of Revenues, Expenditures, and Changes in Fund Balances - Governmental Funds	17
Reconciliation of Governmental Funds Statement of Revenues, Expenditures, and Changes in Fund Balances to Statement of Activities	18
Statement of Fiduciary Net Position and Statement of Changes in Fiduciary Net Position	19
Notes to the Basic Financial Statements:	20 - 47
Required Supplementary Information:	
Schedule of Changes in District's Total OPEB Liability and Related Ratio	48
Schedule of the District's Proportionate Share of the Net Pension Liability	49
Schedule of District Contributions	50
Schedule of Revenues, Expenditures and Changes in Fund Balance - Budget (Non-GAAP Basis) and Actual - General Fund	51 - 52
Supplementary Information:	
Schedule of Change from Adopted Budget to Final Budget and Real Property Tax Limit - General Fund	53
Schedule of Capital Projects Fund - Project Expenditures and Financing Resources	54
Combining Balance Sheet - Nonmajor Governmental Funds	55
Combining Statement of Revenues, Expenditures and Changes in Fund Balances - Nonmajor Governmental Funds	56
Net Investment in Capital Assets/Right to Use Assets	57
Schedule of Expenditures of Federal Awards	58
Report on Internal Control Over Financial Reporting and on Compliance and Other Matters Based on an Audit of Financial Statements Performed in Accordance with Government Auditing Standards	59 - 60



BUSINESS
ADVISORS
AND CPAS

INDEPENDENT AUDITORS' REPORT

To the Board of Education
Moravia Central School District, New York

Report on the Audit of the Financial Statements

Opinions

We have audited the financial statements of the governmental activities, each major fund, and the aggregate remaining fund information of Moravia Central School District, New York, as of and for the year ended June 30, 2023, and the related notes to the financial statements, which collectively comprise the District's basic financial statements as listed in the table of contents.

In our opinion, the accompanying financial statements present fairly, in all material respects, the respective financial position of the governmental activities, each major fund, and the aggregate remaining fund information of the Moravia Central School District, New York, as of June 30, 2023, and the respective changes in financial position and, where applicable, cash flows thereof for the year then ended in accordance with accounting principles generally accepted in the United States of America.

Basis for Opinions

We conducted our audit in accordance with auditing standards generally accepted in the United States of America (GAAS) and the standards applicable to financial audits contained in *Government Auditing Standards*, issued by the Comptroller General of the United States. Our responsibilities under those standards are further described in the Auditor's Responsibilities for the Audit of the Financial Statements section of our report. We are required to be independent of Moravia Central School District and to meet our other ethical responsibilities, in accordance with the relevant ethical requirements relating to our audit. We believe that the audit evidence we have obtained is sufficient and appropriate to provide a basis for our audit opinions.

Responsibilities of Management for the Financial Statements

Moravia Central School District's management is responsible for the preparation and fair presentation of the financial statements in accordance with accounting principles generally accepted in the United States of America, and for the design, implementation, and maintenance of internal control relevant to the preparation and fair presentation of financial statements that are free from material misstatement, whether due to fraud or error.

In preparing the financial statements, management is required to evaluate whether there are conditions or events, considered in the aggregate, that raise substantial doubt about the District's ability to continue as a going concern for twelve months beyond the financial statement date, including any currently known information that may raise substantial doubt shortly thereafter.

Auditor's Responsibilities for the Audit of the Financial Statements

Our objectives are to obtain reasonable assurance about whether the financial statements as a whole are free from material misstatement, whether due to fraud or error, and to issue an auditor's report that includes our opinions. Reasonable assurance is a high level of assurance but is not absolute assurance and therefore is not a guarantee that an audit conducted in accordance with GAAS will always detect a material misstatement when it exists. The risk of not detecting a material misstatement resulting from fraud is higher than for one resulting from error, as fraud may involve collusion, forgery, intentional omissions, misrepresentations, or the override of internal control. Misstatements are considered material if there is a substantial likelihood that, individually or in the aggregate, they would influence the judgment made by a reasonable user based on the financial statements.

In performing an audit in accordance with GAAS, we:

- Exercise professional judgment and maintain professional skepticism throughout the audit.
- Identify and assess the risks of material misstatement of the financial statements, whether due to fraud or error, and design and perform audit procedures responsive to those risks. Such procedures include examining, on a test basis, evidence regarding the amounts and disclosures in the financial statements.
- Obtain an understanding of internal control relevant to the audit in order to design audit procedures that are appropriate in the circumstances, but not for the purpose of expressing an opinion on the effectiveness of the District's internal control. Accordingly, no such opinion is expressed.
- Evaluate the appropriateness of accounting policies used and the reasonableness of significant accounting estimates made by management, as well as evaluate the overall presentation of the financial statements.
- Conclude whether, in our judgment, there are conditions or events, considered in the aggregate, that raise substantial doubt about the District's ability to continue as a going concern for a reasonable period of time.

We are required to communicate with those charged with governance regarding, among other matters, the planned scope and timing of the audit, significant audit findings, and certain internal control-related matters that we identified during the audit.

Required Supplementary Information

Accounting principles generally accepted in the United States of America require that the management's discussion and analysis, schedule of changes in District's total OPEB liability and related ratio, schedule of the District's proportionate share of the net pension liability, schedule of District contributions, and budgetary comparison information on pages 4-13 and 48-52 be presented to supplement the basic financial statements. Such information is the responsibility of management and, although not a part of the basic financial statements, is required by the Governmental Accounting Standards Board who considers it to be an essential part of financial reporting for placing the basic financial statements in an appropriate operational, economic, or historical context. We have applied certain limited procedures to the required supplementary information in accordance with auditing standards generally accepted in the United States of America, which consisted of inquiries of management about the methods of preparing the information and comparing the information for consistency with management's responses to our inquiries, the basic financial statements, and other knowledge we obtained during our audit of the basic financial statements. We do not express an opinion or provide any assurance on the information because the limited procedures do not provide us with sufficient evidence to express an opinion or provide any assurance.

Supplementary Information

Our audit was conducted for the purpose of forming opinions on the financial statements that collectively comprise Moravia Central School District's basic financial statements. The accompanying supplemental information as listed in the table of contents and schedule of expenditures of federal awards, as required by Title 2 U.S. Code of Federal Regulations, Part 200, Uniform Administrative Requirements, Cost Principles, and Audit Requirements for Federal Awards are presented for purposes of additional analysis and are not a required part of the basic financial statements.

The accompanying supplementary information as listed in the table of contents and schedule of expenditures of federal awards is the responsibility of management and was derived from and relates directly to the underlying accounting and other records used to prepare the basic financial statements. Such information has been subjected to the auditing procedures applied in the audit of the basic financial statements and certain additional procedures, including comparing and reconciling such information directly to the underlying accounting and other records used to prepare the basic financial statements or to the basic financial statements themselves, and other additional procedures in accordance with auditing standards generally accepted in the United States of America. In our opinion, the supplementary information as listed in the table of contents and schedule of expenditures of federal awards is fairly stated, in all material respects, in relation to the basic financial statements as a whole.

Other Reporting Required by Government Auditing Standards

In accordance with *Government Auditing Standards*, we have also issued our report dated October 17, 2023 on our consideration of Moravia Central School District's internal control over financial reporting and on our tests of its compliance with certain provisions of laws, regulations, contracts, and grant agreements and other matters. The purpose of that report is solely to describe the scope of our testing of internal control over financial reporting and compliance and the results of that testing, and not to provide an opinion on the effectiveness of internal control over financial reporting or on compliance. That report is an integral part of an audit performed in accordance with *Government Auditing Standards* in considering Moravia Central School District's internal control over financial reporting and compliance.

Mengel, Metzger, Barw & Co. LLP

Rochester, New York
October 17, 2023

Moravia Central School District

Management's Discussion and Analysis

For the Fiscal Year Ended June 30, 2023

The following is a discussion and analysis of the Moravia Central School District's financial performance for the fiscal year ended June 30, 2023. This section is a summary of the Moravia Central School District's financial activities based on currently known facts, decisions, and/or conditions. It is also based on both the government-wide and fund-based financial statements. The results of the current year are discussed in comparison with the prior year, with an emphasis placed on the current year. This section is only an introduction and should be read in conjunction with the Moravia Central School District's financial statements, which immediately follow this section.

Financial Highlights

At the close of the fiscal year, the total assets plus deferred outflows (what the district owns) exceeded its total liabilities plus deferred inflows (what the district owes) by \$2,269,555 (net position), an increase of \$512,285 from the prior year.

New York State Law limits the amount of unreserved fund balance that can be retained by the General Fund to 4% the ensuing year's budget, exclusive of the amount designated for the subsequent year's budget. At the end of the current fiscal year, the unassigned fund balance of the General Fund was \$1,147,054. This amount was within the statutory limit.

As of the close of the fiscal year, the School District's governmental funds reported combined fund balances of \$8,226,635 a decrease of \$24,306 in comparison with the prior year.

General revenues, which include Federal and State Aid, Real Property Taxes, Investment Earnings, Compensation for Loss, and Miscellaneous accounted for \$26,443,455, or 89% of all revenues. Program specific revenues in the form of charges for services and operating grants and contributions, accounted for \$3,192,072, or 11% of total revenues.

Overview of the Financial Statements

This discussion and analysis is intended to serve as an introduction to the School District's basic financial statements. The School District's basic financial statements are comprised of three components: (1) government-wide financial statements, (2) fund financial statements and (3) notes to the financial statements. This report also contains individual fund statements and schedules in addition to the basic financial statements.

Government-Wide Financial Statements

The *government-wide financial statements* are designed to provide readers with a broad overview of the School District's finances, in a manner similar to a private-sector business.

The *statement of net position* presents information on all of the School District's assets plus deferred outflow of resources and liabilities plus deferred inflow of resources, with the difference between the two reported as *net position*. Over time, increases or decreases in net position may serve as a useful indicator of whether the financial position of the School District is improving or deteriorating.

The *statement of activities* presents information showing how the government's net position changed during the most recent fiscal year. All changes in net position are reported as soon as the underlying event giving rise to the change occurs, regardless of the timing of related cash flows.

The *governmental* activities of the School District include instruction, pupil transportation, cost of food sales, general administrative support, community service, and interest on long-term debt.

The government-wide financial statements can be found on the pages immediately following this section as the first two pages of the basic financial statements.

Fund Financial Statements

A *fund* is a grouping of related accounts that is used to maintain control over resources that have been segregated for specific activities or objectives. The School District, like other state and local governments, uses fund accounting to ensure and demonstrate compliance with finance related legal requirements. All of the funds of the School District can be divided into two categories: governmental funds and fiduciary funds.

Governmental funds are used to account for essentially the same functions reported as *governmental activities* in the government-wide financial statements. However, unlike the government-wide financial statements, governmental fund financial statements focus on *near-term inflows and outflows of spendable resources*, as well as on *balances of spendable resources* available at the end of the fiscal year. Such information may be useful in evaluating the School District's near-term financing requirements.

Because the focus of governmental funds is narrower than that of the government-wide financial statements, it is useful to compare the information presented for *governmental funds* with similar information presented for *governmental activities* in the government-wide financial statements. By doing so, readers may better understand the long-term impact of the government's near term financing decisions. Both the governmental fund balance sheet and the governmental fund statement of revenues, expenditures, and changes in fund balances provide a reconciliation to facilitate this comparison between *governmental funds* and *governmental activities*.

The School District maintains six individual governmental funds; the General Fund, Special Aid Fund, School Lunch Fund, Miscellaneous Special Revenue Fund, Debt Service Fund and Capital Projects Fund. Information is presented separately in the governmental fund balance sheet and in the governmental fund statement of revenues, expenditures and changes in fund balances for the general fund, the special aid fund, and the capital projects fund, which are reported as major funds. The school lunch fund, the miscellaneous special revenue fund, and the debt service fund are reported as non-major funds.

The School District adopts and voters approve an annual budget for its General Fund. A budgetary comparison statement has been provided for the General Fund within the basic financial statements to demonstrate compliance with the budget.

The *Fiduciary Funds* are used to account for assets held by the School District in an agency capacity which accounts for assets held by the School District on behalf of others. Fiduciary funds are not reflected in the government-wide financial statement because the resources of these funds are *not* available to support the School District's programs.

The financial statements for the governmental and fiduciary funds can be found in the basic financial statement section of this report.

<u>Major Feature of the District-Wide and Fund Financial Statements</u>			
	Government-Wide Statements	Fund Financial Statements	
		<u>Governmental Funds</u>	<u>Fiduciary Funds</u>
Scope	Entire District (except fiduciary funds)	The activities of the School District that are not proprietary or fiduciary, such as special education, scholarship programs, and building maintenance	Instances in which the School District administers resources on behalf of someone else, such as student activities monies
Required financial statements	Statement of net assets Statement of activities	Balance sheet Statement of revenues, expenditures, and changes in fund balance	Statement of fiduciary net assets statement of changes in fiduciary net assets
Accounting basis and measurement focus	Accrual accounting and economic resources focus	Modified accrual accounting and current financial focus	Accrual accounting and economic resources focus
Type of asset/liability information	All assets and liabilities, both financial and capital, short-term and long-term	Generally, assets expected to be used up and liabilities that come due during the year or soon thereafter; no capital assets or long-term liabilities included	All assets and liabilities, both short-term and long-term; funds do not currently contain capital assets, although they can
Type of inflow/outflow information	All revenues and expenses during year, regardless of when cash is received or paid	Revenues for which cash is received during or soon after the end of the year; expenditures when goods or services have been received and the related liability is due and payable	All additions and deductions during the year, regardless of when cash is received or paid

Notes to the Financial Statements

The notes provide additional information that is essential to a full understanding of the data provided in the government-wide and fund financial statements. The notes to the financial statements can be found following the basic financial statement section of this report.

Government-Wide Statements

The government-wide statements report information about the District as a whole using accounting methods similar to those used by private-sector companies. The statement of net position includes all the School District's assets and liabilities. All of the current year's revenues and expenses are accounted for in the statement of activities regardless of when cash is received or paid.

The two government-wide statements report the District's net position and how it has changed. Net position, the difference between the District's assets plus deferred outflow of resources and liabilities plus deferred in inflow of resources, is one way to measure the District's financial health or position. Over time, increases or decreases in the District's net position are an indicator of whether its financial position is improving or deteriorating, respectively. Additional non-financial factors such as changes in the District's property tax base and the condition of the school buildings and facilities must also be considered to assess the District's overall health.

All of the District's services are reported in the government-wide financial statements as governmental activities. Most of the District's basic services are included here, such as regular and special education, transportation and administration. Property taxes, federal and state aid, and investment earnings finance most of these activities.

Financial Analysis of the School District as a Whole

Net Position

The District's combined net position was greater on June 30, 2023 than the year before, increasing to \$2,269,555 as shown in the table below.

	<u>Governmental Activities</u>		<u>Total</u>
	<u>2023</u>	<u>2022</u>	<u>Variance</u>
<u>ASSETS:</u>			
Current and Other Assets	\$ 10,081,109	\$ 17,828,890	\$ (7,747,781)
Capital Assets	41,324,399	42,041,973	(717,574)
Total Assets	<u>\$ 51,405,508</u>	<u>\$ 59,870,863</u>	<u>\$ (8,465,355)</u>
<u>DEFERRED OUTFLOWS OF RESOURCES:</u>			
Deferred Outflows of Resources	<u>\$ 9,137,666</u>	<u>\$ 7,296,131</u>	<u>\$ 1,841,535</u>
<u>LIABILITIES:</u>			
Long-Term Debt Obligations	\$ 50,934,977	\$ 50,528,335	\$ 406,642
Other Liabilities	1,911,633	1,927,603	(15,970)
Total Liabilities	<u>\$ 52,846,610</u>	<u>\$ 52,455,938</u>	<u>\$ 390,672</u>
<u>DEFERRED INFLOWS OF RESOURCES:</u>			
Deferred Inflows of Resources	<u>\$ 5,427,009</u>	<u>\$ 12,953,786</u>	<u>\$ (7,526,777)</u>
<u>NET POSITION:</u>			
Net Investment in Capital Assets	\$ 21,230,048	\$ 20,341,873	\$ 888,175
<u>Restricted For,</u>			
Employment Retirement System	1,521,920	1,520,698	1,222
Capital Projects	1,462,380	-	1,462,380
Workers' Compensation Reserve	668,495	667,959	536
Debt Service Reserve	1,129,105	923,103	206,002
Other Purposes	1,591,805	3,281,615	(1,689,810)
Unrestricted	(25,334,198)	(24,977,978)	(356,220)
Total Net Position	<u>\$ 2,269,555</u>	<u>\$ 1,757,270</u>	<u>\$ 512,285</u>

Key Variances

- Current and Other Assets decreased as a result of the NYS ERS and TRS pension systems no longer reporting a net pension asset
- Deferred Inflows of Resources decreased as a result of decreases to the pension system amortization of the net differences between projected and actual earnings on plan investments

The District's financial position is the product of many factors.

By far, the largest component of the School District's net position reflects its investment in capital assets, less any related debt used to acquire those assets that is still outstanding. The School District uses these capital assets to provide services to the students and consequently, these assets are not available for future spending. Although the School District's investment in its capital assets is reported net of related debt, it should be noted that the resources needed to repay this debt must be provided from other sources, since the capital assets themselves cannot be used to liquidate these liabilities.

There are five restricted net asset balances; Employee Retirement System, Capital Projects, Workers' Compensation Reserve, Debt Service Reserve, and Other Purposes. The remaining balance of unrestricted net position is a deficit of \$25,334,198.

Changes in Net Position

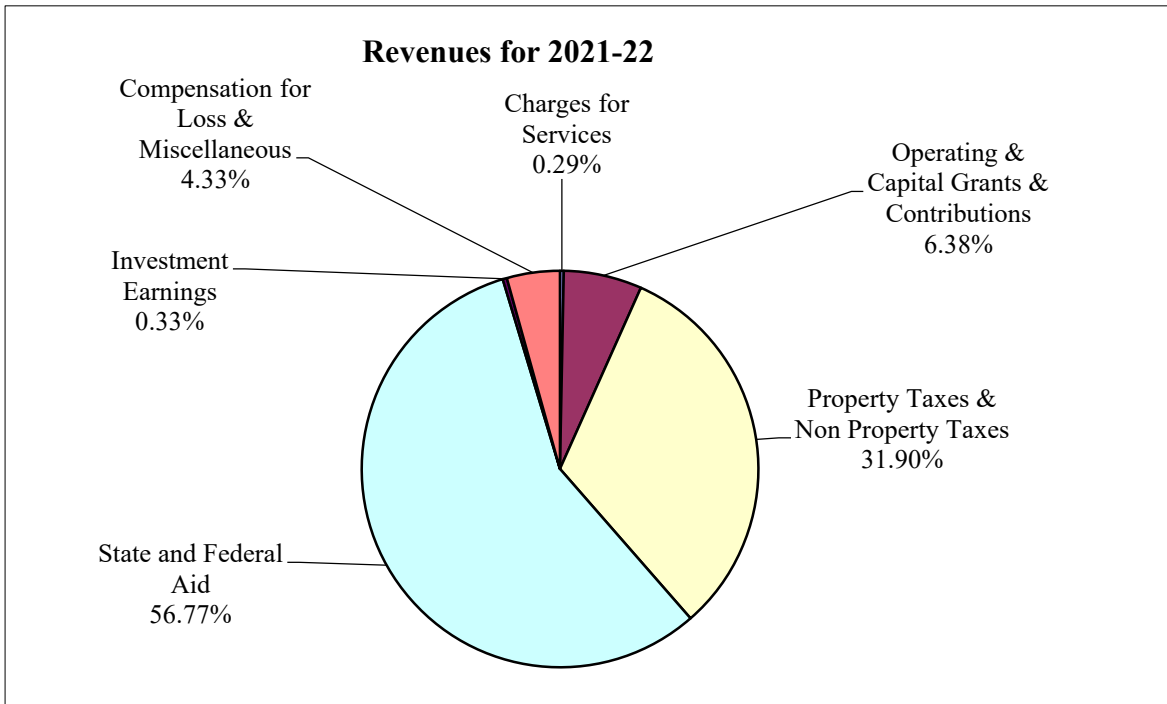
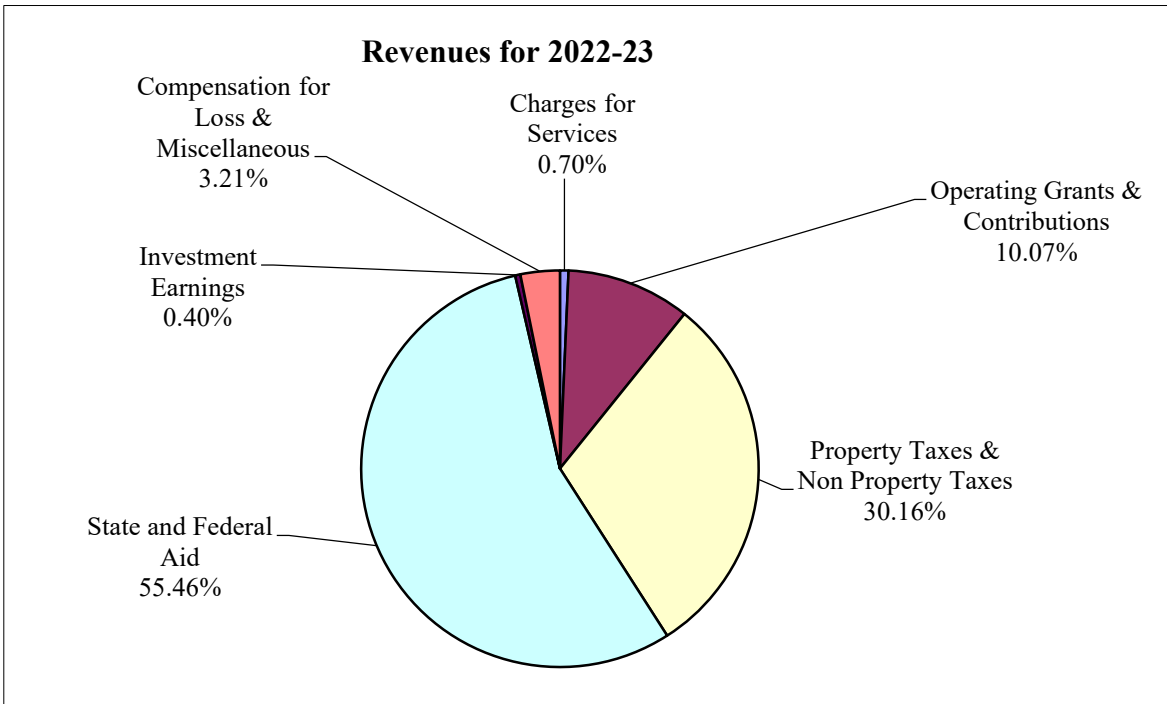
The District’s total revenue increased 9% to \$29,635,527. Approximately 55% of the revenue was from State and Federal Aid sources, while 30% came from property taxes. The remaining 15% of the revenue came from operating grants, charges for services, non-property taxes, investment earnings, compensation for loss, and miscellaneous revenues.

The total cost of all the programs and services increased 17% to \$29,123,242. The District’s expenses were predominately related to education and caring for the students, or Instruction 72%. General support, which included expenses associated with the operation, maintenance and administration of the District, accounted for 14% of the total costs. See the table below for further details:

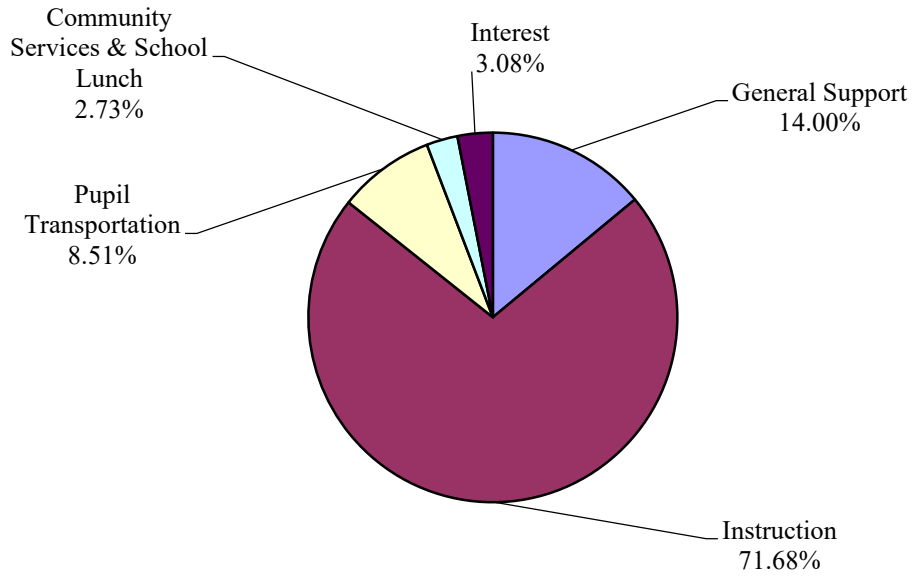
	Governmental Activities		Total Variance
	<u>2023</u>	<u>2022</u>	
<u>REVENUES:</u>			
<u>Program -</u>			
Charges for Service	\$ 206,274	\$ 78,839	\$ 127,435
Operating Grants & Contributions	2,985,798	1,738,779	1,247,019
Capital Grants & Contributions	-	3,600	(3,600)
Total Program	<u>\$ 3,192,072</u>	<u>\$ 1,821,218</u>	<u>\$ 1,370,854</u>
<u>General-</u>			
Property Taxes	\$ 8,940,726	\$ 8,707,043	\$ 233,683
Non Property Taxes	2,781	813	1,968
State and Federal Aid	16,445,502	15,498,621	946,881
Investment Earnings	102,203	89,583	12,620
Compensation for Loss	3,712	1,317	2,395
Miscellaneous	948,531	1,182,107	(233,576)
Total General	<u>\$ 26,443,455</u>	<u>\$ 25,479,484</u>	<u>\$ 963,971</u>
TOTAL REVENUES	<u>\$ 29,635,527</u>	<u>\$ 27,300,702</u>	<u>\$ 2,334,825</u>
<u>EXPENSES:</u>			
General Support	\$ 4,076,730	\$ 3,885,414	\$ 191,316
Instruction	20,878,822	17,671,888	3,206,934
Pupil Transportation	2,477,858	2,157,712	320,146
Community Services	1,500	1,500	-
School Lunch	792,681	631,633	161,048
Interest	895,651	633,087	262,564
TOTAL EXPENSES	<u>\$ 29,123,242</u>	<u>\$ 24,981,234</u>	<u>\$ 4,142,008</u>
CHANGE IN NET POSITION	<u>\$ 512,285</u>	<u>\$ 2,319,468</u>	
NET POSITION, BEGINNING OF YEAR	<u>1,757,270</u>	<u>(562,198)</u>	
NET POSITION, END OF YEAR	<u>\$ 2,269,555</u>	<u>\$ 1,757,270</u>	

Key Variances

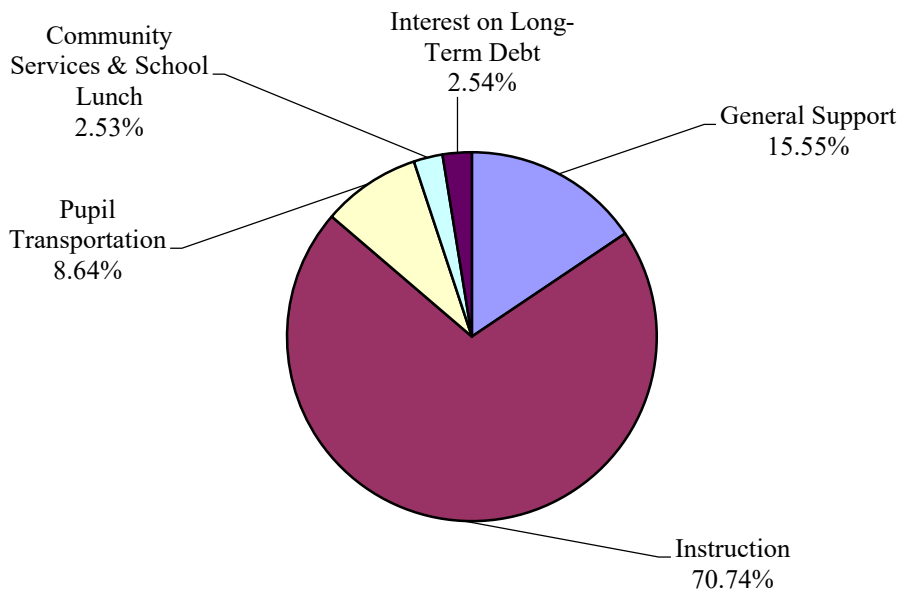
- Instruction expense increased as a result of changes to the actuarially determined liabilities for the pension systems and OPEB



Expenses for 2022-23



Expenses for 2021-22



Financial Analysis of the School District's Funds

The financial performance of the District as a whole is reflected in its governmental funds. As the District completed the year, its governmental funds reported combined fund balances of \$8,226,635, which is less than last year's ending fund balance of \$8,250,941.

The General Fund is the chief operating fund of the District. At the end of the current year, the total fund balance of the General Fund was \$5,317,304. Fund balance for the General Fund decreased by \$1,489,792 compared with the prior year. See table below:

<u>General Fund Balances:</u>	<u>2023</u>	<u>2022</u>	<u>Total Variance</u>
Restricted	3,576,190	5,272,615	(1,696,425)
Assigned	594,060	677,575	(83,515)
Unassigned	1,147,054	856,906	290,148
Total General Fund Balances	<u>\$ 5,317,304</u>	<u>\$ 6,807,096</u>	<u>\$ (1,489,792)</u>

General Fund Budgetary Highlights

The difference between the original budget and the final amended budget was \$2,050,111. This change is attributable to \$52,575 of carryover encumbrances from the 2021-22 school year, \$2,000,000 for voter approved capital project transfer, and (\$2,464) for a reduction in prior year encumbrances.

The key factors for budget variances in the general fund are listed below along with explanations for each.

Expenditure Items:	Budget Variance Original Vs. Amended	Explanation for Budget Variance
General Support	\$224,460	Addition of personnel clerk and office, increased legal fee usage, and coding for end of year expenditures to seal and line all driveways
Instructional	(\$249,778)	Original budget includes salary figures being built into budget to carry forward federal funded positions in the future
Employee Benefits	(\$217,080)	Contains additional funds in the event of unexpected insurance changes by employees from year to year as well as costs associated with retirement systems and taxes
Debt Service-Interest	\$291,591	Original budget(s) between interest and principal were coded incorrectly
Transfers-Out	\$1,971,111	Due to the new capital project

Revenue Items:	Budget Variance Amended Vs. Actual	Explanation for Budget Variance
Miscellaneous	\$462,653	Conservative budgeting for BOCES refund and other miscellaneous items
Expenditure Items:	Budget Variance Amended Vs. Actual	Explanation for Budget Variance
Instructional	\$365,139	Less than expected costs in equipment, supplies, technology and health services

Capital Asset and Debt Administration

Capital Assets

By the end of the 2023 fiscal year, the District had invested \$40,617,228 in a broad range of capital assets, including land, work in progress, buildings and improvements, and machinery and equipment. The change in capital assets, net of accumulated depreciation, is reflected below:

	<u>2023</u>	<u>2022</u>
<u>Capital Assets</u>		
Land	\$ 187,023	\$ 187,023
Work in Progress	637,620	11,290,504
Buildings and Improvements	38,118,861	28,683,329
Machinery and Equipment	1,673,724	1,426,463
Total Capital Assets	<u>\$ 40,617,228</u>	<u>\$ 41,587,319</u>
<u>Lease Assets</u>		
Equipment	\$ 707,171	\$ 454,654
Total Capital Assets	<u>\$ 707,171</u>	<u>\$ 454,654</u>

More detailed information can be found in the notes to the financial statements.

Long-Term Debt

At year-end, the District had \$50,934,977 in general obligation bonds and other long-term debt as follows:

<u>Type</u>	<u>2023</u>	<u>2022</u>
Serial Bonds	\$ 17,932,100	\$ 20,364,000
Lease Liability	696,559	462,180
Unamortized Bond Premium	983,470	1,066,123
Net Pension Liability	2,437,349	-
OPEB	28,016,717	27,681,053
Compensated Absences	868,782	954,979
Total Long-Term Obligations	<u>\$ 50,934,977</u>	<u>\$ 50,528,335</u>

More detailed information can be found in the notes to the financial statements.

Factors Bearing on the District's Future

The continued uncertainty with fuel costs, in particular diesel fuel as well as the economic outlook at the State level and how that may impact State-aid, especially Foundation Aid now that the phase-in is over. The mandate of electric school buses in the next few years will potentially have a major financial impact for the district, assuming we continue to provide in-district transportation.

Contacting the School District's Financial Management

This financial report is designed to provide the District's citizens, taxpayers, customers, investors, and creditors with a general overview of the District's finances and to demonstrate the District's accountability for the money it receives. Questions concerning any of the information provided in this report or requests for additional information should be addressed to the following:

Moravia Central School District
68 South Main Street, P.O. Box 1189
Moravia, New York 13118

MORAVIA CENTRAL SCHOOL DISTRICT, NEW YORK

Statement of Net Position

June 30, 2023

	Governmental Activities
ASSETS	
Cash and cash equivalents	\$ 6,979,034
Investments	15,092
Accounts receivable	3,073,853
Inventories	13,130
Capital Assets:	
Land	187,023
Work in progress	637,620
Other capital assets (net of depreciation)	40,499,756
TOTAL ASSETS	<u>\$ 51,405,508</u>
 DEFERRED OUTFLOWS OF RESOURCES	
Deferred outflows of resources	<u>\$ 9,137,666</u>
 LIABILITIES	
Accounts payable	\$ 725,013
Accrued liabilities	61,089
Unearned revenues	39,342
Due to other governments	373
Due to teachers' retirement system	923,674
Due to employees' retirement system	95,751
Other liabilities	66,391
Long-Term Obligations:	
Due in one year	3,614,905
Due in more than one year	47,320,072
TOTAL LIABILITIES	<u>\$ 52,846,610</u>
 DEFERRED INFLOWS OF RESOURCES	
Deferred inflows of resources	<u>\$ 5,427,009</u>
 NET POSITION	
Net investment in capital assets	\$ 21,230,048
Restricted For:	
Capital projects	1,462,380
Debt service	1,129,105
Reserve for employee retirement system	1,521,920
Worker's compensation reserve	668,495
Other purposes	1,591,805
Unrestricted	(25,334,198)
TOTAL NET POSITION	<u>\$ 2,269,555</u>

(See accompanying notes to financial statements)

MORAVIA CENTRAL SCHOOL DISTRICT, NEW YORK

Statement of Activities

For The Year Ended June 30, 2023

<u>Functions/Programs</u>	<u>Expenses</u>	<u>Program Revenues</u>		<u>Net (Expense)</u> <u>Revenue and</u> <u>Changes in</u> <u>Net Position</u>
		<u>Charges for</u> <u>Services</u>	<u>Operating</u> <u>Grants and</u> <u>Contributions</u>	<u>Governmental</u> <u>Activities</u>
Primary Government -				
General support	\$ 4,076,730	\$ -	\$ -	\$ (4,076,730)
Instruction	20,878,822	21,621	2,590,941	(18,266,260)
Pupil transportation	2,477,858	-	-	(2,477,858)
Community services	1,500	-	-	(1,500)
School lunch	792,681	184,653	394,857	(213,171)
Interest	895,651	-	-	(895,651)
Total Primary Government	<u>\$ 29,123,242</u>	<u>\$ 206,274</u>	<u>\$ 2,985,798</u>	<u>\$ (25,931,170)</u>
General Revenues:				
Property taxes				\$ 8,940,726
Non property taxes				2,781
State and federal aid				16,445,502
Investment earnings				102,203
Compensation for loss				3,712
Miscellaneous				948,531
Total General Revenues				<u>\$ 26,443,455</u>
Changes in Net Position				\$ 512,285
Net Position, Beginning of Year				<u>1,757,270</u>
Net Position, End of Year				<u>\$ 2,269,555</u>

(See accompanying notes to financial statements)

MORAVIA CENTRAL SCHOOL DISTRICT, NEW YORK

Balance Sheet
Governmental Funds
June 30, 2023

	General Fund	Special Aid Fund	Capital Projects Fund	Nonmajor Governmental Funds	Total Governmental Funds
ASSETS					
Cash and cash equivalents	\$ 3,932,722	\$ 107,938	\$ 1,662,517	\$ 1,275,857	\$ 6,979,034
Investments	-	-	-	15,092	15,092
Receivables	1,917,681	1,142,341	-	13,831	3,073,853
Inventories	-	-	-	13,130	13,130
Due from other funds	1,297,910	64	5,000	192,452	1,495,426
TOTAL ASSETS	\$ 7,148,313	\$ 1,250,343	\$ 1,667,517	\$ 1,510,362	\$ 11,576,535
LIABILITIES AND FUND BALANCES					
Liabilities -					
Accounts payable	\$ 721,699	\$ 3,031	\$ 283	\$ -	\$ 725,013
Accrued liabilities	18,430	512	-	124	19,066
Due to other funds	5,064	1,212,080	204,854	73,428	1,495,426
Due to other governments	-	-	-	373	373
Due to TRS	923,674	-	-	-	923,674
Due to ERS	95,751	-	-	-	95,751
Other liabilities	66,391	-	-	-	66,391
Unearned revenue	-	34,720	-	4,622	39,342
TOTAL LIABILITIES	\$ 1,831,009	\$ 1,250,343	\$ 205,137	\$ 78,547	\$ 3,365,036
Fund Balances -					
Nonspendable	\$ -	\$ -	\$ -	\$ 13,130	\$ 13,130
Restricted	3,576,190	-	1,456,786	1,335,135	6,368,111
Assigned	594,060	-	5,594	83,550	683,204
Unassigned	1,147,054	-	-	-	1,147,054
TOTAL FUND BALANCE	\$ 5,317,304	\$ -	\$ 1,462,380	\$ 1,431,815	\$ 8,211,499
TOTAL LIABILITIES AND FUND BALANCES	\$ 7,148,313	\$ 1,250,343	\$ 1,667,517	\$ 1,510,362	

Amounts reported for governmental activities in the
Statement of Net Position are different because:

Capital assets/right to use assets used in governmental activities are not financial resources and therefore are not reported in the funds.	41,324,399
Interest is accrued on outstanding bonds in the statement of net position but not in the funds.	(42,023)
The following long-term obligations are not due and payable in the current period and therefore are not reported in the governmental funds:	
Serial bonds payable	(17,932,100)
Leases	(696,559)
OPEB	(28,016,717)
Compensated absences	(868,782)
Unamortized bond premium	(983,470)
Deferred outflow - pension	5,420,391
Deferred outflow - OPEB	3,717,275
Net pension liability	(2,437,349)
Deferred inflow - advanced refunding	(482,222)
Deferred inflow - pension	(520,434)
Deferred inflow - OPEB	(4,424,353)
Net Position of Governmental Activities	\$ 2,269,555

MORAVIA CENTRAL SCHOOL DISTRICT, NEW YORK
Statement of Revenues, Expenditures and Changes in Fund Balances
Governmental Funds
For The Year Ended June 30, 2023

	General Fund	Special Aid Fund	Capital Projects Fund	Nonmajor Governmental Funds	Total Governmental Funds
REVENUES					
Real property taxes and tax items	\$ 8,940,726	\$ -	\$ -	\$ -	\$ 8,940,726
Non-property taxes	2,781	-	-	-	2,781
Charges for services	21,621	-	-	-	21,621
Use of money and property	90,700	-	-	11,517	102,217
Sale of property and compensation for loss	3,712	-	-	-	3,712
Miscellaneous	929,153	-	-	20,397	949,550
State sources	16,391,291	402,001	-	8,853	16,802,145
Federal sources	54,211	2,188,940	-	386,004	2,629,155
Sales	-	-	-	183,620	183,620
TOTAL REVENUES	\$ 26,434,195	\$ 2,590,941	\$ -	\$ 610,391	\$ 29,635,527
EXPENDITURES					
General support	\$ 3,220,006	\$ 19,146	\$ -	\$ -	\$ 3,239,152
Instruction	12,780,608	2,292,209	-	-	15,072,817
Pupil transportation	1,427,441	59,473	362,073	-	1,848,987
Community services	1,500	-	-	-	1,500
Employee benefits	4,320,781	224,013	-	147,733	4,692,527
Debt service - principal	3,047,086	-	-	-	3,047,086
Debt service - interest	1,022,665	-	-	-	1,022,665
Cost of sales	-	-	-	195,662	195,662
Other expenses	-	-	-	279,053	279,053
Capital outlay	-	-	1,125,085	-	1,125,085
TOTAL EXPENDITURES	\$ 25,820,087	\$ 2,594,841	\$ 1,487,158	\$ 622,448	\$ 30,524,534
EXCESS (DEFICIENCY) OF REVENUES OVER EXPENDITURES	\$ 614,108	\$ (3,900)	\$ (1,487,158)	\$ (12,057)	\$ (889,007)
OTHER FINANCING SOURCES (USES)					
Transfers - in	\$ 52,211	\$ 56,111	\$ 2,100,000	\$ 192,230	\$ 2,400,552
Transfers - out	(2,156,111)	(52,211)	(192,230)	-	(2,400,552)
Proceeds from obligations	-	-	849,565	-	849,565
TOTAL OTHER FINANCING SOURCES (USES)	\$ (2,103,900)	\$ 3,900	\$ 2,757,335	\$ 192,230	\$ 849,565
NET CHANGE IN FUND BALANCE	\$ (1,489,792)	\$ -	\$ 1,270,177	\$ 180,173	\$ (39,442)
FUND BALANCE, BEGINNING OF YEAR	6,807,096	-	192,203	1,251,642	8,250,941
FUND BALANCE, END OF YEAR	\$ 5,317,304	\$ -	\$ 1,462,380	\$ 1,431,815	\$ 8,211,499

(See accompanying notes to financial statements)

MORAVIA CENTRAL SCHOOL DISTRICT, NEW YORK
Reconciliation of Governmental Funds Statement of Revenues, Expenditures, and Changes in
Fund Balances of Governmental Funds to Statement of Activities
For The Year Ended June 30, 2023

NET CHANGE IN FUND BALANCES -
TOTAL GOVERNMENTAL FUNDS \$ (39,442)

Amounts reported for governmental activities in the Statement of Activities are different because:
Governmental funds report capital outlays as expenditures. However, in the Statement of Activities the cost of those assets is allocated over their estimated useful lives and reported as depreciation expense. The following are the amounts by which capital outlays and additions of assets in excess depreciation in the current period:

Capital Outlay	\$ 1,125,085	
Additions to Assets, Net	687,216	
Depreciation and Amortization	<u>(2,529,875)</u>	(717,574)

Bond proceeds provide current financial resources to governmental funds, but issuing debt increases long-term obligations in the Statement of Net Position. Repayment of bond principal is an expenditure in the governmental funds, but the repayment reduces long-term obligations in the Statement of Net Position. The following details these items as they effect the governmental activities:

Debt Repayments	\$ 3,047,086	
Proceeds from Bond Issuance	(362,100)	
Unamortized Bond Premium	82,653	
Proceeds from lease obligations	<u>(487,465)</u>	2,280,174

In the Statement of Activities, interest is accrued on outstanding bonds, whereas in governmental funds, an interest expenditure is reported when due. 9,916

The net OPEB liability does not require the use of current financial resources and, therefore, is not reported as an expenditure in the governmental funds. (629,922)

(Increase) decrease in proportionate share of net pension asset/liability reported in the Statement of Activities do not provide for or require the use of current financial resources and therefore are not reported as revenues or expenditures in the governmental funds

Teachers' Retirement System		(142,784)
Employees' Retirement System		(368,725)

Portion of deferred (inflow) / outflow recognized in long term debt 34,445

In the Statement of Activities, vacation pay, teachers' retirement incentive and judgments and claims are measured by the amount accrued during the year. In the governmental funds, expenditures for these items are measured by the amount actually paid. The following provides the differences of these items as presented in the governmental activities:

Compensated Absences		<u>86,197</u>
----------------------	--	---------------

CHANGE IN NET POSITION OF GOVERNMENTAL ACTIVITIES **\$ 512,285**

MORAVIA CENTRAL SCHOOL DISTRICT, NEW YORK

Statement of Fiduciary Net Position

June 30, 2023

	Custodial Funds
ASSETS	
Cash and cash equivalents	\$ 196,660
TOTAL ASSETS	\$ 196,660
 NET POSITION	
Restricted for individuals, organizations and other governments	\$ 196,660
TOTAL NET POSITION	\$ 196,660

Statement of Changes in Fiduciary Net Position

For The Year Ended June 30, 2023

	Custodial Funds
ADDITIONS	
Library taxes	\$ 79,500
Student activity	142,124
TOTAL ADDITIONS	\$ 221,624
 DEDUCTIONS	
Student activity	\$ 134,629
Library taxes	79,500
TOTAL DEDUCTIONS	\$ 214,129
 CHANGE IN NET POSITION	 \$ 7,495
NET POSITION, BEGINNING OF YEAR	<u>189,165</u>
NET POSITION, END OF YEAR	\$ 196,660

MORAVIA CENTRAL SCHOOL DISTRICT, NEW YORK

Notes To The Basic Financial Statements

June 30, 2023

I. Summary of Significant Accounting Policies

The financial statements of the Moravia Central School District, New York (the District) have been prepared in conformity with generally accepted accounting principles (GAAP) as applied to government units. The Governmental Accounting Standards Board (GASB) is the accepted standard setting body for establishing governmental accounting and financial reporting principles. The more significant of the District's accounting policies are described below.

A. Reporting Entity

The Moravia Central School District is governed by the laws of New York State. The District is an independent entity governed by an elected Board of Education consisting of seven members. The President of the Board serves as the chief fiscal officer and the Superintendent is the chief executive officer. The Board is responsible for, and controls all activities related to public school education within the District. Board members have authority to make decisions, power to appoint management, and primary accountability for all fiscal matters.

The reporting entity of the District is based upon criteria set forth by GASB Statement 14, *The Financial Reporting Entity*, as amended by GASB Statement 39, *Component Units* and GASB Statement No. 61, *The Financial Reporting Entity*. The financial reporting entity consists of the primary government, organizations for which the primary government is financially accountable and other organizations for which the nature and significance of their relationship with the primary government are such that exclusion would cause the reporting entity's financial statements to be misleading or incomplete.

The District is not a component unit of another reporting entity. The decision to include a potential component unit in the District's reporting entity is based on several criteria including legal standing, fiscal dependency, and financial accountability. Based on the application of these criteria, the following is a brief review of certain entities included in the District's reporting entity.

1. Extraclassroom Activity Funds

The extraclassroom activity funds of the District represent funds of the students of the District. The Board of Education exercises general oversight of these funds. The extraclassroom activity funds are independent of the District with respect to its financial transactions, and the designation of student management. Separate audited financial statements (cash basis) of the extraclassroom activity funds can be found at the District's business office. The District accounts for assets held as an agency for various student organizations in an agency fund.

B. Joint Venture

The District is a component of the Cayuga-Onondaga Board of Cooperative Educational Services (BOCES). The BOCES is a voluntary, cooperative association of school districts in a geographic area that shares planning, services, and programs which provide educational and support activities. There is no authority or process by which a school district can terminate its status as a BOCES component.

(I.) (Continued)

BOCES are organized under §1950 of the New York State Education Law. A BOCES Board is considered a corporate body. Members of a BOCES Board are nominated and elected by their component member boards in accordance with provisions of §1950 of the New York State Education Law. All BOCES property is held by the BOCES Board as a corporation (§1950(6)). In addition, BOCES Boards also are considered municipal corporations to permit them to contract with other municipalities on a cooperative basis under §119-n(a) of the New York State General Municipal Law.

A BOCES' budget is comprised of separate budgets for administrative, program, and capital costs. Each component school district's share of administrative and capital cost is determined by resident public school district enrollment as defined in Education Law, Section 1950(4)(b)(7). In addition, component districts pay tuition or a service fee for programs in which its students participate.

During the year, the District was billed \$5,671,767 for BOCES administrative and program costs.

The District's share of BOCES aid amounted to \$1,751,835.

Financial statements for the BOCES are available from the BOCES administrative office.

C. Basis of Presentation

1. Districtwide Statements

The Statement of Net Position and the Statement of Activities present financial information about the District's governmental activities. These statements include the financial activities of the overall government in its entirety, except those that are fiduciary. Eliminations have been made to minimize the double counting of internal transactions. Governmental activities generally are financed through taxes, state aid, intergovernmental revenues, and other exchange and non-exchange transactions. Operating grants include operating-specific and discretionary (either operating or capital) grants, while the capital grants column reflects capital specific grants.

The Statement of Activities presents a comparison between program expenses and revenues for each function of the District's governmental activities. Direct expenses are those that are specifically associated with and are clearly identifiable to a particular function. Indirect expenses, principally employee benefits, are allocated to functional areas in proportion to the payroll expended for those areas. Program revenues include charges paid by the recipients of goods or services offered by the programs, and grants and contributions that are restricted to meeting the operational or capital requirements of a particular program. Revenues that are not classified as program revenues, including all taxes, are presented as general revenues.

2. Fund Statements

The fund statements provide information about the District's funds, including fiduciary funds. Separate statements for each fund category (governmental and fiduciary) are presented. The emphasis of fund financial statements is on major governmental funds, each displayed in a separate column. All remaining governmental funds are aggregated and reported as nonmajor funds.

(I.) (Continued)

The District reports the following governmental funds:

a. **Major Governmental Funds**

General Fund - This is the District's primary operating fund. It accounts for all financial transactions that are not required to be accounted for in another fund.

Special Aid Fund - This fund accounts for the proceeds of specific revenue sources, such as federal and state grants, that are legally restricted to expenditures for specified purposes. These legal restrictions may be imposed either by governments that provide the funds, or by outside parties.

Capital Projects Fund - This fund is used to account for the financial resources used for acquisition of school buses.

b. **Non-Major Governmental Funds**

School Lunch Fund - Used to account for transactions of the District's lunch, breakfast and milk programs.

Debt Service Fund - This fund accounts for the accumulation of resources and the payment of principal and interest on long-term obligations for governmental activities.

Miscellaneous Special Revenue Fund – used to account for and report those revenues that are restricted or committed to expenditures for specified purposes.

c. **Fiduciary** - Fiduciary activities are those in which the District acts as trustee or agent for resources that belong to others. These activities are not included in the District-wide financial statements, because their resources do not belong to the District, and are not available to be used.

Custodial Funds - These funds are strictly custodial in nature and do not involve the measurement of results of operations. Assets are held by the District as agent for various student groups or extraclassroom activity funds.

D. **Measurement Focus and Basis of Accounting**

Accounting and financial reporting treatment is determined by the applicable measurement focus and basis of accounting. Measurement focus indicates the type of resources being measured such as current financial resources or economic resources. The basis of accounting indicates the timing of transactions or events for recognition in the financial statements.

(I.) (Continued)

The District-Wide and fiduciary fund financial statements are reported using the economic resources measurement focus and the accrual basis of accounting. Revenues are recorded when earned and expenses are recorded at the time liabilities are incurred, regardless of when the related cash transaction takes place. Nonexchange transactions, in which the District gives or receives value without directly receiving or giving equal value in exchange, include property taxes, grants and donations. On an accrual basis revenue from property taxes is recognized in the fiscal year for which the taxes are levied. Revenue from grants and donations is recognized in the fiscal year in which all eligibility requirements have been satisfied.

The fund financial statements are reported using the current financial resources measurement focus and the modified accrual basis of accounting. Under this method, revenues are recognized when measurable and available. The District considers all revenues reported in the governmental funds to be available if the revenues are collected within one year after the end of the fiscal year.

Expenditures are recorded when the related fund liability is incurred, except for principal and interest on general long-term debt, claims and judgments, and compensated absences, which are recognized as expenditures to the extent they have matured. General capital asset acquisitions are reported as expenditures in governmental funds. Proceeds of general long-term debt and acquisitions under capital leases are reported as other financing sources.

E. Property Taxes

Real property taxes are levied annually by the Board of Education no later than September 1, 2021 and became a lien on August 24, 2022. Taxes are collected during the period September 1 to November 15, 2022.

Uncollected real property taxes are subsequently enforced by the County of Cayuga in which the District is located. The County pays an amount representing uncollected real property taxes transmitted to the County for enforcement to the District no later than the following April 1.

F. Restricted Resources

When an expense is incurred for purposes for which both restricted and unrestricted net position are available, the District's policy concerning which to apply first varies with the intended use, and with associated legal requirements, many of which are described elsewhere in these notes.

G. Interfund Transactions

The operations of the District include transactions between funds. These transactions may be temporary in nature, such as with interfund borrowing. The District typically loans resources between funds for the purpose of providing cash flow. These interfund receivables and payables are expected to be repaid within one year. Permanent transfers of funds include the transfer of expenditures and revenues to provide financing or other services.

(I.) (Continued)

In the District-wide statements, the amounts reported on the Statement of Net Position for interfund receivables and payables represent amounts due between different fund types (governmental activities and fiduciary funds). Eliminations have been made for all interfund receivables and payables between the funds.

The governmental funds report all interfund transactions as originally recorded. Interfund receivables and payables may be netted on the accompanying governmental funds balance sheet when it is the District's practice to settle these amounts at a net balance based upon the right of legal offset.

Refer to Note VII for a detailed disclosure by individual fund for interfund receivables, payables, expenditures, and revenues activity.

H. Estimates

The preparation of financial statements in conformity with accounting principles generally accepted in the United States of America requires management to make estimates and assumptions that affect the reported amount of assets, deferred outflows of resources, liabilities, and deferred inflows of resources and disclosure of contingent assets and liabilities at the date of the financial statements and the reported revenues and expenses/expenditures during the reporting period. Actual results could differ from those estimates. Estimates and assumptions are made in a variety of areas, including computation of encumbrances, compensated absences, potential contingent liabilities and useful lives of long-lived assets.

I. Cash and Cash Equivalents

The District's cash and cash equivalents consist of cash on hand, demand deposits, and short-term investments with original maturities of three months or less from the date of acquisition.

New York State Law governs the District's investment policies. Resources must be deposited in FDIC-insured commercial banks or trust companies located within the State. Permissible investments include obligations of the United States Treasury, United States Agencies, repurchase agreements and obligations of New York State or its localities.

Collateral is required for demand and time deposits and certificates of deposit not covered by FDIC insurance. Obligations that may be pledged as collateral are obligations of the United States and its agencies and obligations of the State and its municipalities and Districts.

Investments are stated at fair value.

J. Receivables

Receivables are shown net of an allowance for uncollectible accounts, when applicable.

In addition, the District will report a receivable relating to a lease arrangement. The receivable is recorded at the present value of the future payments and recognized over the life of the lease.

No allowance for uncollectible accounts has been provided since it is believed that such allowance would not be material.

(I.) (Continued)

K. Inventory and Prepaid Items

Inventories of food and/or supplies for school lunch are recorded at cost on a first-in, first-out basis or, in the case of surplus food, at stated value which approximates market. Purchases of inventoriable items in other funds are recorded as expenditures at the time of purchase, and are considered immaterial in amount.

Prepaid items represent payments made by the District for which benefits extend beyond year end. These payments to vendors reflect costs applicable to future accounting periods and are recorded as prepaid items in both the District-wide and fund financial statements. These items are reported as assets on the statement of net position or balance sheet using the consumption method. A current asset for the prepaid amounts is recorded at the time of purchase and an expense/expenditure is reported in the year the goods or services are consumed.

A non-spendable fund balance for these non-liquid assets (inventories and prepaid items) has been recognized to signify that a portion of fund balance is not available for other subsequent expenditures.

L. Capital Assets

In the District-wide financial statements, capital assets are accounted for at historical cost or estimated historical cost if actual is unavailable, except for donated capital assets which are recorded at their estimated fair value at the date of donation.

Depreciation of all exhaustible capital assets is recorded as an allocated expense in the Statement of Activities, with accumulated depreciation reflected in the Statement of Net Position. Depreciation is provided over the assets' estimated useful lives using the straight-line method of depreciation. A capitalization threshold of \$5,000 is used to report capital assets. The range of estimated useful lives by type of assets is as follows:

<u>Class</u>	<u>Capitalization Threshold</u>	<u>Depreciation Method</u>	<u>Estimated Useful Life</u>
Buildings	\$ 50,000	SL	15-50 Years
Machinery and Equipment	\$ 5,000	SL	5-25 Years

The investment in infrastructure type assets have not been segregated for reporting purposes since all costs associated with capital projects are consolidated and reported as additions to buildings and improvements.

M. Right To Use Assets

The District-wide financial statements, right-to-use-assets are reported within the major class of the underlying asset and valued at the future minimum lease payment. Amortization is between 3 and 5 years based on the contract terms and/or estimated replacement of the assets

(I.) (Continued)

N. Unearned Revenue

The District reports unearned revenues on its Statement of Net Position and its Balance Sheet. On the Statement of Net Position, unearned revenue arises when resources are received by the District before it has legal claim to them, as when grant monies are received prior to incurrence of qualifying expenditures. In subsequent periods, when the District has legal claim to resources, the liability for unearned revenue is removed and revenue is recognized.

O. Deferred Outflows and Inflows of Resources

In addition to assets, the Statement of Net Position will sometimes report a separate section for deferred outflows of resources. This separate financial statement element, *deferred outflows of resources*, represents a consumption of net position that applies to a future period and so will not be recognized as an outflow of resources (expenses/expenditure) until then.

In addition to liabilities, the statement of net position will sometimes report a separate section for deferred inflows of resources. This separate financial statement element, *deferred inflows of resources*, represents an acquisition of net position that applies to a future period(s) and so will not be recognized as an inflow of resources (revenue) until that time.

P. Vested Employee Benefits

1. Compensated Absences

Compensated absences consist of unpaid accumulated annual sick leave, vacation, and sabbatical time.

Sick leave eligibility and accumulation is specified in negotiated labor contracts, and in individual employment contracts. Upon retirement, resignation or death, employees may contractually receive a payment based on unused accumulated sick leave.

Certain District employees are granted vacation in varying amounts, based primarily on length of service and service position. Some earned benefits may be forfeited if not taken within varying time periods.

Consistent with GASB Statement 16, Accounting for Compensated Absences, the liability has been calculated using the vesting/termination method and an accrual for that liability is included in the District-wide financial statements. The compensated absences liability is calculated based on the pay rates in effect at year end.

In the funds statements only the amount of matured liabilities is accrued within the General Fund based upon expendable and available financial resources. These amounts are expensed on a pay-as-you-go basis.

Q. Other Benefits

District employees participate in the New York State Employees' Retirement System and the New York State Teachers' Retirement System.

(I.) (Continued)

District employees may choose to participate in the District's elective deferred compensation plans established under Internal Revenue Code Sections 403(b) and 457.

In addition to providing pension benefits, the District provides post-employment health coverage to retired employees in accordance with the provision of various employment contracts in effect at the time of retirement. Substantially all of the District's employees may become eligible for these benefits if they reach normal retirement age while working for the District. Health care benefits are provided through plans whose premiums are based on the benefits paid during the year. The cost of providing post-retirement benefits may be shared between the District and the retired employee. The District recognizes the cost of providing health insurance by recording its share of insurance premiums as an expenditure.

R. Short-Term Debt

The District may issue Bond Anticipation Notes (BAN), in anticipation of proceeds from the subsequent sale of bonds. These notes are recorded as current liabilities of the funds that will actually receive the proceeds from the issuance of bonds. State law requires that a BAN issued for capital purposes be converted to long-term financing within five years after the original issue date.

S. Accrued Liabilities and Long-Term Obligations

Payables, accrued liabilities, and long-term obligations are reported in the district-wide financial statements. In the governmental funds, payables and accrued liabilities are paid in a timely manner and in full from current financial resources. Claims and judgments, other postemployment benefits payable and compensated absences that will be paid from governmental funds are reported as a liability in the funds financial statements only to the extent that they are due for payment in the current year. Bonds and other long-term obligations that will be paid from governmental funds are recognized as a liability in the fund financial statements when due.

Long-term obligations represent the District's future obligations or future economic outflows. The liabilities are reported as due in one year or due within more than one year in the Statement of Net Position.

T. Equity Classifications

1. District-Wide Statements

In the District-wide statements there are three classes of net position:

- a. **Net Investment in Capital Assets** - consists of net capital assets (cost less accumulated depreciation) reduced by outstanding balances of related debt obligations from the acquisition, constructions or improvements of those assets.
- b. **Restricted Net Position** - reports net position when constraints placed on the assets or deferred outflows of resources are either externally imposed by creditors (such as through debt covenants), grantors, contributors, or laws or regulations of other governments, or imposed by law through constitutional provisions or enabling legislation.

(I.) (Continued)

On the Statement of Net Position the following balances represent the restricted for other purposes:

	<u>Total</u>
Unemployment Costs	\$ 300,890
Retirement Contribution - TRS	264,014
Capital Reserve	303,827
Repair	137,194
Scholarships	206,030
Employee Benefit Accrued Liability	<u>379,850</u>
Total Net Position - Restricted for Other Purposes	<u>\$ 1,591,805</u>

c. **Unrestricted Net Position** - reports the balance of net position that does not meet the definition of the above two classifications. The reported deficit of \$25,334,198 at year end is the result of full implementation of GASB #75 regarding retiree health obligations.

2. **Fund Statements**

In the fund basis statements there are five classifications of fund balance:

a. **Nonspendable Fund Balance** – Includes amounts that cannot be spent because they are either not in spendable form or legally or contractually required to be maintained intact. Nonspendable fund balance includes:

	<u>Total</u>
Inventory in School Lunch	\$ 13,130
Total Nonspendable Fund Balance	<u>\$ 13,130</u>

b. **Fund Balances** – Includes amounts with constraints placed on the use of resources either externally imposed by creditors, grantors, contributors, or laws or regulations of other governments; or imposed by law through constitutional provisions or enabling legislation. All encumbrances of funds other than the general fund are classified as restricted fund balance. The District has established the following restricted fund balances:

Capital Reserve - According to Education Law §3651, must be used to pay the cost of any object or purpose for which bonds may be issued. The creation of a capital reserve fund requires authorization by a majority of the voters establishing the purpose of the reserve; the ultimate amount, its probable term and the source of the funds. Expenditures may be made from the reserve only for a specific purpose further authorized by the voters. The form for required legal notice for the vote on establishing and funding the reserve and the form of the proposition to be placed on the ballot are set forth in §3651 of the Education Law. The Reserve is accounted for in the General Fund under restricted fund balance.

(I.) (Continued)

<u>Name of Reserve</u>	<u>Maximum Funding</u>	<u>Total Funding Provided</u>	<u>Total Year to Date Balance</u>
Capital Reserve	\$ 2,000,000	\$ 302,259	\$ 303,827

Reserve for Debt Service - According to General Municipal Law §6-1, the Reserve for Debt Service must be established for the purpose of retiring the outstanding obligations upon the sale of District property or capital improvement that was financed by obligations that remain outstanding at the time of the sale. Also, earnings on project monies invested together with unused proceeds are reported here.

Employee Benefit Accrued Liability Reserve - According to General Municipal Law §6-p, must be used for the payment of accrued employee benefits due to an employee upon termination of the employee's service. This reserve may be established by a majority vote of the Board, and is funded by budgetary appropriations and such other reserves and funds that may be legally appropriated.

Repair Reserve - According to General Municipal Law §6-d, must be used to pay the cost of repairs to capital improvements or equipment, which repairs are of a type not recurring annually. The Board of Education, without voter approval, may establish a repair reserve fund by a majority vote of its members. Voter approval is required to fund this reserve (Opinion of the New York State Comptroller 81-401). Expenditures from this reserve may be made only after a public hearing has been held, except in emergency situations. If no hearing is held, the amount expended must be repaid to the reserve fund over the next two subsequent fiscal years.

Retirement Contribution Reserve - According to General Municipal Law §6-r, must be used financing retirement contributions. The reserve must be accounted for separate and apart from all other funds and a detailed report of the operation and condition of the fund must be provided to the Board.

Teachers' Retirement Reserve – General Municipal Law §6r was amended to include a Teachers' Retirement Reserve (TRS) sub-fund. The reserve has an annual funding limit of 2% of the prior year TRS salaries and a maximum cumulative total balance of 10% of the previous year's TRS salary.

Unemployment Insurance Reserve - According to General Municipal Law §6-m, must be used to pay the cost of reimbursement to the State Unemployment Insurance Fund for payments made to claimants where the employer has elected to use the benefit reimbursement method. The reserve may be established by Board action and is funded by budgetary appropriations and such other funds as may be legally appropriated. Within sixty days after the end of any fiscal year, excess amounts may either be transferred to another reserve or the excess applied to the appropriations of the next succeeding fiscal year's budget. If the District elects to convert to tax (contribution) basis, excess resources in the fund over the sum sufficient to pay pending claims may be transferred to any other reserve fund.

(I.) (Continued)

Workers' Compensation Reserve - According to General Municipal Law §6-j, must be used to pay for compensation benefits and other expenses authorized by Article 2 of the Workers' Compensation Law, and for payment of expenses of administering this self-insurance program. The reserve may be established by Board action, and is funded by budgetary appropriations and such other funds as may be legally appropriated. Within sixty days after the end of any fiscal year, excess amounts may either be transferred to another reserve or the excess applied to the appropriations of the next succeeding fiscal year's budget.

Encumbrances - Encumbrance accounting, under which purchase orders, contracts and other commitments of expenditures are recorded for budgetary control purposes in order to reserve applicable appropriations, is employed as a control in preventing over-expenditure of established appropriations. Open encumbrances are reported as restricted fund balance in all funds other than the General Fund and School Lunch Fund, since they do not constitute expenditures or liabilities and will be honored through budget appropriations in the subsequent year.

Restricted fund balances include the following:

	<u>Total</u>
<u>General Fund -</u>	
Workers' Compensation	\$ 668,495
Unemployment Costs	300,890
Retirement Contribution - ERS	1,521,920
Retirement Contribution - TRS	264,014
Repair	137,194
Capital Reserve	303,827
Employee Benefit Accrued Liability	379,850
<u>Capital Fund -</u>	
Capital Improvement Project	1,456,786
<u>Miscellaneous Special Revenue Fund -</u>	
Scholarships	206,030
<u>Debt Service Fund -</u>	
Debt Service	1,129,105
Total Restricted Fund Balance	<u><u>\$ 6,368,111</u></u>

c. **Committed** - Includes amounts that can only be used for the specific purposes pursuant to constraints imposed by formal action of the school districts highest level of decision making authority, i.e., the Board of Education. The District has no committed fund balances as of June 30, 2023.

(I.) (Continued)

d. **Assigned Fund Balance** – Includes amounts that are constrained by the District’s intent to be used for specific purposes, but are neither restricted nor committed. All encumbrances of the General Fund are classified as assigned fund balance. Encumbrances represent purchase commitments made by the District’s purchasing agent through their authorization of a purchase order prior to year-end. The District assignment is based on the functional level of expenditures.

Management has determined significant encumbrances for the General Fund are amounts in excess of \$38,500 and the Capital Projects Fund to be \$3,500.

General Fund -	
General Support	\$ 59,473
Capital Projects Fund -	
Capital Improvements	\$ 1,682,129

Assigned fund balances include the following:

	Total
General Fund - Encumbrances	\$ 69,060
General Fund - Appropriated for Taxes	525,000
Capital Fund - Capital Improvements	5,594
School Lunch Fund - Year End Equity	83,550
Total Assigned Fund Balance	\$ 683,204

e. **Unassigned Fund Balance** –Includes all other general fund amounts that do not meet the definition of the above four classifications and are deemed to be available for general use by the school district and could report a surplus or deficit. In funds other than the general fund, the unassigned classification is used to report a deficit fund balance resulting from overspending for specific purposes for which amounts had been restricted or assigned.

NYS Real Property Tax Law 1318 limits the amount of unexpended surplus funds a school district can retain to no more than 4% of the District’s budget for the general fund for the ensuing fiscal year. Nonspendable and restricted fund balance of the general fund are excluded from the 4% limitation. Amounts appropriated for the subsequent year and encumbrances are also excluded from the 4% limitation.

3. **Order of Use of Fund Balance**

The District’s policy is to apply expenditures against nonspendable fund balance, restricted fund balance, committed fund balance, assigned fund balance, and unassigned fund balance at the end of the fiscal year. For all funds, nonspendable fund balances are determined first and then restricted fund balances for specific purposes are determined. Any remaining fund balance amounts for funds other than the general fund are classified as restricted fund balance. In the general fund, the remaining amounts are reported as unassigned. Assignments of fund balance cannot cause a negative unassigned fund balance.

(I.) (Continued)

U. New Accounting Standards

The District has adopted all current Statements of the Governmental Accounting Standards Board (GASB) that are applicable. At June 30, 2023, the District implemented the following new standards issued by GASB:

GASB has issued Statement No. 91, *Conduit Debt Obligations*.

GASB has issued Statement No. 93, *Replacement of Interbank Offered Rates, Paragraph 11b*.

GASB has issued Statement No. 96, *Subscription Based Information Technology*.

GASB has issued Statement No. 99, *Omnibus 2022 (leases, PPPs, and SBITAs)*.

V. Future Changes in Accounting Standards

GASB has issued Statement No. 100, *Accounting for Changes and Error Corrections-an Amendment of GASB Statement No. 62*, which will be effective for reporting periods beginning after June 15, 2023.

GASB has issued Statement No. 101, *Compensated Absences*, which will be effective for reporting periods beginning after December 15, 2023.

The District will evaluate the impact each of these pronouncements may have on its financial statements and will implement them as applicable and when material.

II. Changes in Accounting Principles

For the year ended June 30, 2023, the District implemented GASB Statement No. 96, *Subscription Based Information Technology Arrangements (SBITA)*. The implementation of the statement changes the reporting for SBITAs. There was no financial statement impact for the implementation of the Statement.

III. Stewardship, Compliance and Accountability

By its nature as a local government unit, the District is subject to various federal, state, and local laws and contractual regulations. An analysis of the District's compliance with significant laws and regulations and demonstration of its stewardship over District resources follows.

A. Budgets

The District administration prepares a proposed budget for approval by the Board of Education for the General Fund.

(III.) (Continued)

The voters of the District approved the proposed appropriation budget.

Appropriations established by adoption of the budget constitute a limitation on expenditures (and encumbrances) which may be incurred. Appropriations lapse at the end of the fiscal year unless expended or encumbered. Encumbrances will lapse if not expended in the subsequent year. Appropriations authorized for the current year are increased by the planned use of specific reserves, and budget amendments approved by the Board of Education as a result of selected new revenue sources not included in the original budget (when permitted by law). These supplemental appropriations may occur subject to legal restriction, if the Board approves them because of a need which exists which was not determined at the time the budget was adopted. The 2022-23 budget was amended \$50,111 for prior year carryover encumbrances, and \$2,000,000 for a new voter approved capital project.

Budgets are adopted annually on a basis consistent with GAAP. Appropriations authorized for the year are increased by the amount of encumbrances carried forward from the prior year.

Budgets are established and used for individual capital projects fund expenditures as approved by a special referendum of the District's voters. The maximum project amount authorized is based primarily upon the cost of the project, plus any requirements for external borrowings, not annual appropriations. These budgets do not lapse and are carried over to subsequent fiscal years until the completion of the projects.

B. Encumbrances

Encumbrance accounting is used for budget control and monitoring purposes and is reported as a part of the governmental funds. Under this method, purchase orders, contracts, and other commitments for the expenditure of monies are recorded to reserve applicable appropriations. Outstanding encumbrances as of year-end are presented as reservations of fund balance and do not represent expenditures or liabilities. These commitments will be honored in the subsequent period. Related expenditures are recognized at that time, as the liability is incurred or the commitment is paid.

IV. Cash and Cash Equivalents

Credit risk: In compliance with the State Law, District investments are limited to obligations of the United States of America, obligations guaranteed by agencies of the United States of America where the payment of principal and interest are guaranteed by the United States of America, obligations of the State, time deposit accounts and certificates of deposit issued by a bank or trust company located in, and authorized to do business in, the State, and obligations issued by other municipalities and authorities within the State.

Concentration of Credit risk: To promote competition in rates and service cost, and to limit the risk of institutional failure, District deposits and investments are placed with multiple institutions. The District's investment policy limits the amounts that may be deposited with any one financial institution.

Interest rate risk: The District has an investment policy that limits investment maturities as a means of managing its exposure to fair value losses arising from rising interest rates.

(IV.) (Continued)

The District’s aggregate bank balances (disclosed in the financial statements), included balances not covered by depository insurance at year end, collateralized as follows:

Uncollateralized	\$ -
Collateralized within Trust Department or Agent	3,970,061
Total	<u><u>\$ 3,970,061</u></u>

Restricted cash represents cash where use is limited by legal requirements. These assets represent amounts required by statute to be reserved for various purposes. Restricted cash as of year-end includes \$6,337,883 within the governmental funds and \$196,660 in the fiduciary funds.

V. Investments

The District has few investments (primarily donated scholarship funds), and chooses to disclose its investments by specifically identifying each. The District’s investment policy for these investments is also governed by New York State statutes. Investments are stated at fair value, and are categorized as either:

- A. Insured or registered, or investments held by the District or by the District’s agent in the District’s name, or
- B. Uninsured and unregistered, with the investments held by the financial institutes trust department in the District’s name, or
- C. Uninsured and unregistered, with investments held by the financial institution or its trust department, but not in the District’s name.

<u>Investments</u>	<u>Fund</u>	<u>Carrying Amount</u>	<u>Type of Investment</u>	<u>Category</u>
Vanguard	Misc. Special Revenue	\$ 15,092	Mutual Funds	A

The District does not typically purchase investments for a long enough duration to cause it to believe that it is exposed to any material interest rate risk.

VI. Receivables

Receivables at June 30, 2023 for individual major funds and nonmajor funds, including the applicable allowances for uncollectible accounts, are as follows:

<u>Description</u>	<u>Governmental Activities</u>			<u>Total</u>
	<u>General Fund</u>	<u>Special Aid Fund</u>	<u>Non Major Funds</u>	
Accounts Receivable	\$ 28,316	\$ -	\$ 12,072	\$ 40,388
Due From State and Federal	503,648	1,142,341	1,759	1,647,748
Due From Other Governments	1,385,717	-	-	1,385,717
Total Receivables	<u><u>\$ 1,917,681</u></u>	<u><u>\$ 1,142,341</u></u>	<u><u>\$ 13,831</u></u>	<u><u>\$ 3,073,853</u></u>

District management has deemed the amounts to be fully collectible.

VII. Interfund Receivables, Payables, Revenues and Expenditures

Interfund Receivables, Payables, Revenues and Expenditures at June 30, 2023 were as follows:

	Interfund			
	<u>Receivables</u>	<u>Payables</u>	<u>Revenues</u>	<u>Expenditures</u>
General Fund	\$ 1,297,910	\$ 5,064	\$ 52,211	\$ 2,156,111
Special Aid Fund	64	1,212,080	56,111	52,211
Capital Projects Fund	5,000	204,854	2,100,000	192,230
Nonmajor Funds	192,452	73,428	192,230	-
Total	<u>\$ 1,495,426</u>	<u>\$ 1,495,426</u>	<u>\$ 2,400,552</u>	<u>\$ 2,400,552</u>

Interfund receivables and payables between governmental activities are eliminated on the Statement of Net Position. The District typically loans resources between funds for the purpose of mitigating the effects of transient cash flow issues. All interfund payables are not necessarily expected to be repaid within one year.

Transfers are used to finance certain special aid programs, support capital project expenditures, school lunch programs and debt service expenditures.

VIII. Capital Assets and Lease Assets

A. Capital Assets

Capital asset balances and activity were as follows:

<u>Type</u>	<u>Balance</u>		<u>Deletions</u>	<u>Balance</u>
	<u>7/1/2022</u>	<u>Additions</u>		<u>6/30/2023</u>
<u>Governmental Activities:</u>				
<u>Capital Assets that are not Depreciated -</u>				
Land	\$ 187,023	\$ -	\$ -	\$ 187,023
Work in progress	11,290,504	637,620	11,290,504	637,620
Total Nondepreciable	<u>\$ 11,477,527</u>	<u>\$ 637,620</u>	<u>\$ 11,290,504</u>	<u>\$ 824,643</u>
<u>Capital Assets that are Depreciated -</u>				
Buildings and Improvements	\$ 52,120,706	\$ 11,327,852	\$ -	\$ 63,448,558
Machinery and equipment	7,252,672	621,838	1,302,659	6,571,851
Total Depreciated Assets	<u>\$ 59,373,378</u>	<u>\$ 11,949,690</u>	<u>\$ 1,302,659</u>	<u>\$ 70,020,409</u>
<u>Less Accumulated Depreciation -</u>				
Buildings and Improvements	\$ 23,437,377	\$ 1,892,320	\$ -	\$ 25,329,697
Machinery and equipment	5,826,209	374,577	1,302,659	4,898,127
Total Accumulated Depreciation	<u>\$ 29,263,586</u>	<u>\$ 2,266,897</u>	<u>\$ 1,302,659</u>	<u>\$ 30,227,824</u>
Total Capital Assets Depreciated, Net of Accumulated Depreciation	<u>\$ 30,109,792</u>	<u>\$ 9,682,793</u>	<u>\$ -</u>	<u>\$ 39,792,585</u>
Total Capital Assets	<u>\$ 41,587,319</u>	<u>\$ 10,320,413</u>	<u>\$ 11,290,504</u>	<u>\$ 40,617,228</u>

(VIII.) (Continued)

B. Lease Assets

A summary of the lease asset activity during the year ended June 30, 2023 is as follows:

<u>Type</u>	<u>Balance</u> <u>7/1/2022</u>	<u>Additions</u>	<u>Deletions</u>	<u>Balance</u> <u>6/30/2023</u>
<u>Lease Assets:</u>				
Equipment	\$ 1,143,877	\$ 515,495	\$ 276,783	\$ 1,382,589
<i>Total Lease Assets</i>	<u>\$ 1,143,877</u>	<u>\$ 515,495</u>	<u>\$ 276,783</u>	<u>\$ 1,382,589</u>
<u>Less Accumulated Amortization -</u>				
Equipment	\$ 689,223	\$ 262,978	\$ 276,783	\$ 675,418
<i>Total Accumulated Amortization</i>	<u>\$ 689,223</u>	<u>\$ 262,978</u>	<u>\$ 276,783</u>	<u>\$ 675,418</u>
Total Lease Assets, Net	<u>\$ 454,654</u>	<u>\$ 252,517</u>	<u>\$ -</u>	<u>\$ 707,171</u>

C. Other capital assets (net of depreciation and amortization):

Depreciated Capital Assets (net)	\$ 39,792,585
Amortized Lease Assets (net)	707,171
Total Other Capital Assets (net)	<u>\$ 40,499,756</u>

D. Depreciation/Amortization expense for the period was charged to functions/programs as follows:

<u>Governmental Activities:</u>	<u>Depreciation</u>	<u>Amortization</u>	<u>Total</u>
General Government Support	\$ 202,554	\$ -	\$ 202,554
Instruction	1,481,982	262,978	1,744,960
Pupil Transportation	463,303	-	463,303
School Lunch	119,058	-	119,058
Total Depreciation and Amortization Expense	<u>\$ 2,266,897</u>	<u>\$ 262,978</u>	<u>\$ 2,529,875</u>

IX. Long-Term Debt Obligations

Long-term liability balances and activity for the year are summarized below:

	<u>Balance</u> <u>7/1/2022</u>	<u>Additions</u>	<u>Deletions</u>	<u>Balance</u> <u>6/30/2023</u>	<u>Due Within</u> <u>One Year</u>
<u>Governmental Activities:</u>					
<u>Bonds and Notes Payable -</u>					
Serial Bonds	\$ 20,364,000	\$ 362,100	\$ 2,794,000	\$ 17,932,100	\$ 3,052,100
Lease Liability	462,180	487,465	253,086	696,559	241,407
Unamortized Bond Premium	1,066,123	-	82,653	983,470	82,653
Total Bonds and Notes Payable	<u>\$ 21,892,303</u>	<u>\$ 849,565</u>	<u>\$ 3,129,739</u>	<u>\$ 19,612,129</u>	<u>\$ 3,376,160</u>
<u>Other Liabilities -</u>					
Net Pension Liability	\$ -	\$ 2,437,349	\$ -	\$ 2,437,349	\$ -
OPEB	27,681,053	335,664	-	28,016,717	-
Compensated Absences	954,979	-	86,197	868,782	238,745
Total Other Liabilities	<u>\$ 28,636,032</u>	<u>\$ 2,773,013</u>	<u>\$ 86,197</u>	<u>\$ 31,322,848</u>	<u>\$ 238,745</u>
Total Long-Term Obligations	<u>\$ 50,528,335</u>	<u>\$ 3,622,578</u>	<u>\$ 3,215,936</u>	<u>\$ 50,934,977</u>	<u>\$ 3,614,905</u>

The General Fund has typically been used to liquidate long-term liabilities such as compensated absences.

(IX.) (Continued)

Existing serial and statutory bond obligations:

<u>Description</u>	<u>Original Amount</u>	<u>Issue Date</u>	<u>Final Maturity</u>	<u>Interest Rate</u>	<u>Amount Outstanding 6/30/2023</u>
<u>Serial Bonds -</u>					
Construction	\$ 10,060,000	2014	2024	1.625%-2.500%	\$ 1,105,000
Construction	\$ 2,225,000	2015	2027	2.000%-3.125%	840,000
Construction	\$ 3,890,000	2018	2033	5.00%	2,895,000
Buses	\$ 350,000	2019	2024	1.5%-3.0%	75,000
Buses	\$ 330,000	2020	2025	1.750%-1.875%	140,000
Refunding	\$ 6,455,000	2019	2037	3%-5%	4,095,000
Buses	\$ 362,000	2021	2025	0.50%-1.56%	225,000
Buses	\$ 354,000	2022	2027	1.00%	290,000
Construction	\$ 8,220,000	2022	2036	5.00%	7,905,000
Buses	\$ 362,100	2023	2028	2.5%-3.8%	362,100
Total Serial Bonds					<u>\$ 17,932,100</u>
<u>Leases -</u>					
IT Equipment	\$ 220,764	2020	2024	2.74%	\$ 46,496
IT Equipment	\$ 250,578	2021	2025	1.90%	102,931
IT Equipment	\$ 250,656	2022	2026	0.991%	151,756
IT Equipment	\$ 241,504	2023	2027	3.105%	195,645
IT Equipment	\$ 245,961	2023	2027	3.716%	199,731
Total Leases					<u>\$ 696,559</u>

The following is a summary of debt service requirements:

<u>Year</u>	<u>Serial Bonds</u>		<u>Leases</u>	
	<u>Principal</u>	<u>Interest</u>	<u>Principal</u>	<u>Interest</u>
2024	\$ 3,052,100	\$ 800,523	\$ 241,407	\$ 15,521
2025	1,415,000	686,026	199,640	10,099
2026	1,405,000	629,691	151,557	5,692
2027	1,380,000	571,200	103,955	1,933
2028	1,145,000	510,675	-	-
2029-33	5,985,000	1,697,800	-	-
2034-37	3,550,000	360,700	-	-
Total	<u>\$ 17,932,100</u>	<u>\$ 5,256,615</u>	<u>\$ 696,559</u>	<u>\$ 33,245</u>

(IX.) (Continued)

Interest on long-term debt for June 30, 2023 was composed of:

Interest Paid	\$ 1,022,665
Less: Interest Accrued in the Prior Year	(51,939)
Less: Amortized Bond Premium	(82,653)
Less: Refunding Amortization	(34,445)
Plus: Interest Accrued in the Current Year	42,023
Total Long-Term Interest Expense	<u><u>\$ 895,651</u></u>

In prior years, the District defeased certain general obligations and other bonds by placing the proceeds of new bonds in an irrevocable trust to provide for all future debt service payments on the old bonds. Accordingly, the trust account assets and the liability for the defeased bonds are not included in the District's financial statements. \$4,480,000 of bonds outstanding are considered defeased.

X. Deferred Inflows/Outflows of Resources

The following is a summary of the deferred inflows/outflows of resources:

	<u>Deferred Outflows</u>	<u>Deferred Inflows</u>
Pension	\$ 5,420,391	\$ 520,434
Bond refunding	-	482,222
OPEB	3,717,275	4,424,353
Total	<u><u>\$ 9,137,666</u></u>	<u><u>\$ 5,427,009</u></u>

XI. Pension Plans

A. General Information

The District participates in the New York State Teachers' Retirement System (TRS) and the New York State and Local Employees' Retirement System (ERS). These are cost-sharing multiple employer public employee retirement systems. The Systems offer a wide range of plans and benefits, which are related to years of service and final average salary, vesting of retirement benefits, death, and disability.

(XI.) (Continued)

B. Provisions and Administration

A 10-member Board of Trustees of the New York State Teachers' Retirement Board administers TRS. TRS provides benefits to plan members and beneficiaries as authorized by the Education Law and the New York State Retirement and Social Security Law (NYSRSSL). Membership is mandatory and automatic for all full-time teachers, teaching assistants, guidance counselors and administrators employed in New York Public Schools and BOCES who elected to participate in TRS. Once a public employer elects to participate in the system, the election is irrevocable. The New York State Constitution provides that pension membership is a contractual relationship and plan benefits cannot be diminished or impaired. Benefits can be changed for future members only by enactment of a State statute. TRS issues a publicly available financial report that contains financial statements and required supplementary information. The report may be obtained by writing to NYSTRS, 10 Corporate Woods Drive, Albany, New York 12211-2395 or by referring to the TRS Comprehensive Annual Financial report, which can be found on the System's website at www.nystrs.org.

ERS provides retirement benefits as well as death and disability benefits. The net position of the System is held in the New York State Common Retirement Fund (the Fund), which was established to hold all net assets and record changes in plan net position allocated to the System. The Comptroller of the State of New York serves as the trustee of the Fund and is the administrative head of the System. NYSRSSL govern obligations of employers and employees to contribute, and benefits to employees. Once a public employer elects to participate in the System, the election is irrevocable. The New York State Constitution provides that pension membership is a contractual relationship and plan benefits cannot be diminished or impaired. Benefits can be changed for future members only by enactment of a State statute. The District also participates in the Public Employees' Group Life Insurance Plan (GLIP), which provides death benefits in the form of life insurance. The System is included in the State's financial report as a pension trust fund. ERS issues a publicly available financial report that includes financial statements and required supplementary information. That report may be obtained by writing to NYSERS, Office of the State Comptroller, 110 State Street, Albany, New York 12244 or by referring to the ERS Comprehensive Annual Report, which can be found at www.osc.state.ny.us/retire/publications/index.php.

C. Funding Policies

The Systems are noncontributory except for employees who joined after July 27, 1976, who contribute 3 percent of their salary for the first ten years of membership, and employees who joined on or after January 1, 2010 who generally contribute 3.0 to 3.5 percent of their salary for their entire length of service. In addition, employee contribution rates under ERS tier VI vary based on a sliding salary scale. For TRS, contribution rates are established annually by the New York State Teachers' Retirement Board pursuant to Article 11 of the Education Law. For ERS, the Comptroller annually certifies the actuarially determined rates expressly used in computing the employers' contributions for the ERS' fiscal year ended March 31. The District paid 100% of the required contributions as billed by the TRS and ERS for the current year.

The District's share of the required contributions, based on covered payroll paid for the District's year ended June 30, 2023:

<u>Contributions</u>	<u>ERS</u>	<u>TRS</u>
2023	\$ 244,958	\$ 923,674

(XI.) (Continued)

D. Pension Liabilities, Pension Expense, and Deferred Outflows of Resources and Deferred Inflows of Resources related to Pensions

At June 30, 2023, the District reported the following asset/(liability) for its proportionate share of the net pension asset/(liability) for each of the Systems. The net pension asset/(liability) was measured as of March 31, 2023 for ERS and June 30, 2022 for TRS. The total pension asset/(liability) used to calculate the net pension asset/(liability) was determined by an actuarial valuation. The District's proportion of the net pension asset/(liability) was based on a projection of the District's long-term share of contributions to the Systems relative to the projected contributions of all participating members, actuarially determined. This information was provided by the TRS and ERS Systems in reports provided to the District.

	<u>ERS</u>	<u>TRS</u>
Measurement date	March 31, 2023	June 30, 2022
Net pension assets/(liability)	\$ (1,648,320)	\$ (789,029)
District's portion of the Plan's total net pension asset/(liability)	0.008%	0.041%

For the year ended June 30, 2023, the District recognized pension expenses of \$634,835 for ERS and \$973,309 for TRS. At June 30, 2023 the District's reported deferred outflows of resources and deferred inflows of resources related to pensions from the following sources:

	<u>Deferred Outflows of Resources</u>		<u>Deferred Inflows of Resources</u>	
	<u>ERS</u>	<u>TRS</u>	<u>ERS</u>	<u>TRS</u>
Differences between expected and actual experience	\$ 175,559	\$ 826,803	\$ 46,291	\$ 15,811
Changes of assumptions	800,530	1,530,583	8,847	317,843
Net difference between projected and actual earnings on pension plan investments	-	1,019,501	9,684	-
Changes in proportion and differences between the District's contributions and proportionate share of contributions	113,999	26,879	5,267	116,691
Subtotal	<u>\$ 1,090,088</u>	<u>\$ 3,403,766</u>	<u>\$ 70,089</u>	<u>\$ 450,345</u>
District's contributions subsequent to the measurement date	95,751	830,786	-	-
Grand Total	<u>\$ 1,185,839</u>	<u>\$ 4,234,552</u>	<u>\$ 70,089</u>	<u>\$ 450,345</u>

District contributions subsequent to the measurement date which will be recognized as a reduction of the net pension liability in the year ended June 30, 2023. Other amounts reported as deferred outflows of resources and deferred inflows of resources related to pensions will be recognized in pension expense as follows:

(XI.) (Continued)

<u>Year</u>	<u>ERS</u>	<u>TRS</u>
2023	\$ -	\$ 539,618
2024	261,308	284,563
2025	(52,205)	(144,549)
2026	351,164	2,000,147
2027	459,732	260,082
Thereafter	-	13,560
Total	\$ 1,019,999	\$ 2,953,421

E. Actuarial Assumptions

The total pension liability as of the measurement date was determined by using an actuarial valuation as noted in the table below, with update procedures used to roll forward the total pension liability to the measurement date. The actuarial valuations used the following actuarial assumptions:

	<u>ERS</u>	<u>TRS</u>
Measurement date	March 31, 2023	June 30, 2022
Actuarial valuation date	April 1, 2022	June 30, 2021
Interest rate	5.90%	6.95%
Salary scale	4.50%	5.18%-1.95%
Decrement tables	April 1, 2016- March 31, 2020 System's Experience	July 1, 2015- June 30, 2020 System's Experience
Inflation rate	2.90%	2.40%
COLA's	1.50%	1.30%

For ERS, annuitant mortality rates are based on April 1, 2015 – March 31, 2020 System experience with adjustments for mortality improvements based on the Society of Actuaries' Scale MP-2021. For TRS, annuitant mortality rates are based on plan member experience adjustments for mortality improvements based on Society of Actuaries Scale MP-2021.

The long-term rate of return on pension plan investments was determined using a building block method in which best estimate ranges of expected future real rates of return (expected returns net of investment expense and inflation) are developed for each major asset class. These ranges are combined to produce the long term expected rate of return by weighting the expected future real rates of return by the target asset allocation percentage and by adding expected inflation. Best estimates of the arithmetic real rates of return for each major asset class included in the target asset allocation as of March 31, 2023 are summarized as follows:

(XI.) (Continued)

Long Term Expected Rate of Return		
	<u>ERS</u>	<u>TRS</u>
Measurement date	March 31, 2023	June 30, 2022
<u>Asset Type -</u>		
Domestic equity	4.30%	6.50%
International equity	6.85%	7.20%
Global equity	0.00%	6.90%
Private equity	7.50%	9.90%
Real estate	4.60%	6.20%
Opportunistic portfolios	5.38%	0.00%
Real assets	5.84%	0.00%
Bonds and mortgages	0.00%	0.60%
Cash	0.00%	-0.30%
Private debt	0.00%	5.30%
Real estate debt	0.00%	2.40%
High-yield fixed income securities	0.00%	3.30%
Domestic fixed income securities	0.00%	1.10%
Global fixed income securities	0.00%	0.00%
Short-term	0.00%	0.00%
Credit	5.43%	0.00%

The real rate of return is net of the long-term inflation assumption of 2.5% for ERS and 2.4% for TRS.

F. Discount Rate

The discount rate used to calculate the total pension liability was 5.90% for ERS and 6.95% for TRS. The projection of cash flows used to determine the discount rate assumes that contributions from plan members will be made at the current contribution rates and that contributions from employers will be made at statutorily required rates, actuarially. Based upon the assumptions, the Systems' fiduciary net position was projected to be available to make all projected future benefit payments of current plan members. Therefore, the long term expected rate of return on pension plan investments was applied to all periods of projected benefit payments to determine the total pension liability.

(XI.) (Continued)

G. Sensitivity of the Net Pension Liability to the Discount Rate Assumption

The following presents the District's proportionate share of the net pension liability calculated using the discount rate of 5.90% for ERS and 6.95% for TRS, as well as what the District's proportionate share of the net pension asset/(liability) would be if it were calculated using a discount rate that is 1-percentagepoint lower (4.90% for ERS and 5.95% for TRS) or 1-percentage-point higher (6.90% for ERS and 7.95% for TRS) than the current assumption :

	1% Decrease <u>(4.90%)</u>	Current Assumption <u>(5.90%)</u>	1% Increase <u>(6.90%)</u>
<u>ERS</u>			
Employer's proportionate share of the net pension asset (liability)	\$ (3,983,282)	\$ (1,648,320)	\$ 302,813
	1% Decrease <u>(5.95%)</u>	Current Assumption <u>(6.95%)</u>	1% Increase <u>(7.95%)</u>
<u>TRS</u>			
Employer's proportionate share of the net pension asset (liability)	\$ (7,275,219)	\$ (789,029)	\$ 4,665,814

H. Pension Plan Fiduciary Net Position

The components of the current year net pension asset/(liability) of the employers as of the respective valuation dates, were as follows:

	(In Thousands)	
	<u>ERS</u>	<u>TRS</u>
Measurement date	March 31, 2023	June 30, 2022
Employers' total pension liability	\$ 232,627,259	\$ 133,883,474
Plan net position	211,183,223	131,964,582
Employers' net pension asset/(liability)	<u>\$ (21,444,036)</u>	<u>\$ (1,918,892)</u>
Ratio of plan net position to the employers' total pension asset/(liability)	90.78%	98.60%

I. Payables to the Pension Plan

For ERS, employer contributions are paid annually based on the System's fiscal year which ends on March 31st. Accrued retirement contributions as of June 30, 2023 represent the projected employer contribution for the period of April 1, 2023 through June 30, 2023 based on paid ERS wages multiplied by the employer's contribution rate, by tier. Accrued retirement contributions as of June 30, 2023 amounted to \$95,751.

(XI.) (Continued)

For TRS, employer and employee contributions for the fiscal year ended June 30, 2023 are paid to the System in September, October and November 2023 through a state aid intercept. Accrued retirement contributions as of June 30, 2023 represent employee and employer contributions for the fiscal year ended June 30, 2023 based on paid TRS wages multiplied by the employer’s contribution rate, by tier and employee contributions for the fiscal year as reported to the TRS System. Accrued retirement contributions as of June 30, 2023 amounted to \$923,674.

XII. Postemployment Benefits

A. General Information About the OPEB Plan

Plan Description – The District’s defined benefit OPEB plan, provides OPEB for all permanent full-time general and public safety employees of the District. The plan is a single employer defined benefit OPEB plan administered by the District. Article 11 of the State Compiled Statutes grants the authority to establish and amend the benefit terms and financing requirements to the District Board. No assets are accumulated in a trust that meets the criteria in paragraph 4 of Statement 75.

Benefits Provided – The District provides healthcare and life insurance benefits for retirees and their dependents. The benefit terms are dependent on which contract each employee falls under. The specifics of each contract are on file at the District offices and are available upon request.

Employees Covered by Benefit Terms – At March 31, 2023, the following employees were covered by the benefit terms:

Inactive employees or beneficiaries currently receiving benefit payments	204
Active Employees	<u>190</u>
Total	<u><u>394</u></u>

B. Total OPEB Liability

The District’s total OPEB liability of \$28,016,717 was measured as of March 31, 2023, and was determined by an actuarial valuation as of that date.

Actuarial Assumptions and Other Inputs – The total OPEB liability in the June 30, 2023 actuarial valuation was determined using the following actuarial assumptions and other inputs, applied to all periods included in the measurement, unless otherwise specified:

(XII.) (Continued)

Inflation	2.53 percent
Salary Increases	3.53 percent, average, including inflation
Discount Rate	3.78 percent
Healthcare Cost Trend Rates	Initial rate of 5.50% increasing and then decreasing to an ultimate rate of 4.00%
Retirees' Share of Benefit-Related Costs	Varies depending on contract

The discount rate was based on a tax exempt, high-quality 20-year tax-exempt general obligation municipal bond yield or index rate.

Mortality rates were based on the 2015 NYSTRS mortality rates, as appropriate, with adjustments for mortality improvements based on Scale AA.

C. Changes in the Total OPEB Liability

Balance at June 30, 2022	<u>\$ 27,681,053</u>
<u>Changes for the Year -</u>	
Service cost	\$ 822,201
Interest	778,908
Differences between expected and actual experience	3,131,172
Changes in assumptions or other inputs	(3,416,604)
Benefit payments	<u>(980,013)</u>
Net Changes	<u>\$ 335,664</u>
Balance at June 30, 2023	<u><u>\$ 28,016,717</u></u>

Changes of assumptions and other inputs reflect a change in the discount rate from 2.83 percent in 2022 to 3.78 percent in 2023.

Sensitivity of the Total OPEB Liability to Changes in the Discount Rate – The following presents the total OPEB liability of the District, as well as what the District’s total OPEB liability would be if it were calculated using a discount rate that is 1-percentage-point lower (2.78 percent) or 1-percentage-point higher (4.78 percent) than the current discount rate:

	1% Decrease	Discount	1% Increase
	<u>(2.78%)</u>	<u>(3.78%)</u>	<u>(4.78%)</u>
Total OPEB Liability	\$ 32,272,655	\$ 28,016,717	\$ 24,578,799

(XII.) (Continued)

Sensitivity of the Total OPEB Liability to Changes in the Healthcare Cost Trend Rates – The following presents the total OPEB liability of the District, as well as what the District’s total OPEB liability would be if it were calculated using healthcare cost trend rates that are 1-percentage-point lower (4.50 percent to 3.00 percent) or 1-percentage-point higher (6.50 percent to 5.00 percent) than the current healthcare cost trend rate:

	1% Decrease (4.50% Decreasing to 3.00%)	Healthcare Cost Trend Rates (5.50% Decreasing to 4.00%)	1% Increase (6.50% Decreasing to 5.00%)
Total OPEB Liability	\$ 24,250,158	\$ 28,016,717	\$ 32,759,764

D. OPEB Expense and Deferred Outflows of Resources and Deferred Inflows of Resources Related to OPEB

For the year ended June 30, 2023, the District recognized OPEB expense of \$1,613,832. At June 30, 2023, the District reported deferred outflows of resources and deferred inflows of resources related to OPEB from the following sources:

	<u>Deferred Outflows of Resources</u>	<u>Deferred Inflows of Resources</u>
Differences between expected and actual experience	\$ 3,472,272	\$ -
Changes of assumptions	-	4,424,353
Contributions after measurement date	245,003	-
Total	<u>\$ 3,717,275</u>	<u>\$ 4,424,353</u>

Amounts reported as deferred outflows of resources and deferred inflows of resources related to OPEB will be recognized in OPEB expense as follows:

<u>Year</u>	
2024	\$ (388,313)
2025	(160,935)
2026	(160,934)
2027	(160,934)
2028	(55,015)
Thereafter	(25,950)
Total	<u>\$ (952,081)</u>

XIII. Risk Management

A. General Information

The District is exposed to various risks of loss related to injuries to employees, theft, damages, natural disasters, etc. These risks are covered by commercial insurance purchased from independent third parties. Settled claims from these risks have not exceeded commercial insurance coverage for the past two years.

B. Pool, Non-Risk Retained

For its employee health and accident insurance coverage, the District is a participant in the Cayuga-Onondaga School Employees Healthcare Plan, a public entity risk pool operated for the benefit of eight individual governmental units located within the Cayuga-Onondaga BOCES district. The District pays an annual premium to the plan for this health and accident insurance coverage. The Cayuga-Onondaga School Employees Healthcare Plan is considered a self-sustaining risk pool that will provide coverage for its members up to \$200,000 per insured event. The Cayuga-Onondaga School Employees Healthcare Plan obtains independent coverage for insured events in excess of \$200,000 and the District has essentially transferred all related risk to the plan.

C. Unemployment

District employees are entitled to coverage under the New York State Unemployment Insurance Law. The District has elected to discharge its liability to the New York State Unemployment Insurance Fund (the Fund) by the benefit reimbursement method, a dollar-for-dollar reimbursement to the fund for benefits paid from the fund to former employees. The District has established a self-insurance fund to pay these claims. The claim and judgment expenditures of this program for the 2022-23 fiscal year totaled \$2,895. The balance of the fund at June 30, 2023 was \$300,890 and is recorded in the General Fund as an Unemployment Insurance Reserve. In addition, as of June 30, 2023, no loss contingencies existed or were considered probable or estimable for incurred but not reported claims payable.

XIV. Commitments and Contingencies

A. Litigation

There is one case pending against the District as of the balance sheet date, the financial impact of this case cannot be determined at this time.

B. Grants

The District has received grants, which are subject to audit by agencies of the State and Federal Governments. Such audits may result in disallowances and a request for a return of funds. Based on prior years' experience, the District's administration believes disallowances, if any, will be immaterial.

Required Supplementary Information
MORAVIA CENTRAL SCHOOL DISTRICT, NEW YORK
Schedule of Changes in District's Total OPEB Liability and Related Ratio
For The Year Ended June 30, 2023

TOTAL OPEB LIABILITY							
	<u>2023</u>	<u>2022</u>	<u>2021</u>	<u>2020</u>	<u>2019</u>	<u>2018</u>	<u>2017</u>
Service cost	\$ 822,201	\$ 916,096	\$ 723,341	\$ 724,211	\$ 777,870	\$ 829,586	\$ 850,621
Interest	778,908	629,554	643,204	872,166	1,009,226	1,063,328	950,393
Differences between expected and actual experiences	3,131,172	1,705,310	745,024	(4,524,450)	(3,294,976)	(1,676,720)	668,938
Changes of assumptions or other inputs	(3,416,604)	(2,387,449)	458,085	4,326,048	(198,964)	691,080	(1,975,263)
Benefit payments	(980,013)	(964,423)	(815,110)	(842,235)	(881,467)	(861,296)	(861,296)
Net Change in Total OPEB Liability	\$ 335,664	\$ (100,912)	\$ 1,754,544	\$ 555,740	\$ (2,588,311)	\$ 45,978	\$ (366,607)
Total OPEB Liability - Beginning	\$ 27,681,053	\$ 27,781,965	\$ 26,027,421	\$ 25,471,681	\$ 28,059,992	\$ 28,014,014	\$ 28,380,621
Total OPEB Liability - Ending	\$ 28,016,717	\$ 27,681,053	\$ 27,781,965	\$ 26,027,421	\$ 25,471,681	\$ 28,059,992	\$ 28,014,014
Covered Employee Payroll	\$ 9,981,142	\$ 8,977,629	\$ 8,679,069	\$ 8,725,458	\$ 8,453,263	\$ 8,182,425	\$ 8,182,425
Total OPEB Liability as a Percentage of Covered Employee Payroll	280.70%	308.33%	320.10%	298.29%	301.32%	342.93%	342.37%

10 years of historical information is not available, and will be added each year subsequent to the year of implementation until 10 years of historical data is present.

Required Supplementary Information
MORAVIA CENTRAL SCHOOL DISTRICT, NEW YORK
Schedule of the District's Proportionate Share of the Net Pension Liability
For The Year Ended June 30, 2023

NYSERS Pension Plan									
	<u>2023</u>	<u>2022</u>	<u>2021</u>	<u>2020</u>	<u>2019</u>	<u>2018</u>	<u>2017</u>	<u>2016</u>	<u>2015</u>
Proportion of the net pension liability (assets)	0.0077%	0.0065%	0.0064%	0.0056%	0.0055%	0.0052%	0.0057%	0.0057%	0.0056%
Proportionate share of the net pension liability (assets)	\$ 1,648,320	\$ (529,387)	\$ 6,237	\$ 1,491,929	\$ 392,181	\$ 167,494	\$ 531,829	\$ 922,835	\$ 188,574
Covered-employee payroll	\$ 2,430,889	\$ 2,137,079	\$ 2,174,942	\$ 2,031,820	\$ 1,914,933	\$ 1,796,735	\$ 1,844,561	\$ 1,778,258	\$ 1,848,879
Proportionate share of the net pension liability (assets) as a percentage of its covered-employee payroll	67.807%	-24.772%	0.287%	73.428%	20.480%	9.322%	28.832%	51.895%	10.199%
Plan fiduciary net position as a percentage of the total pension liability	90.78%	103.65%	99.95%	86.39%	96.27%	98.24%	94.70%	90.70%	97.90%
NYSTRS Pension Plan									
	<u>2023</u>	<u>2022</u>	<u>2021</u>	<u>2020</u>	<u>2019</u>	<u>2018</u>	<u>2017</u>	<u>2016</u>	<u>2015</u>
Proportion of the net pension liability (assets)	0.0411%	0.0414%	0.0416%	0.0405%	0.0394%	0.0393%	0.0359%	0.0385%	0.0377%
Proportionate share of the net pension liability (assets)	\$ 789,029	\$ (7,172,898)	\$ 1,150,628	\$ (1,052,518)	\$ (712,027)	\$ (298,862)	\$ 384,622	\$ (4,000,307)	\$ (4,194,362)
Covered-employee payroll	\$ 8,073,722	\$ 7,283,480	\$ 7,025,614	\$ 7,133,174	\$ 6,762,194	\$ 6,546,546	\$ 6,230,734	\$ 5,650,233	\$ 5,808,687
Proportionate share of the net pension liability (assets) as a percentage of its covered-employee payroll	9.773%	-98.482%	16.378%	-14.755%	-10.530%	-4.565%	6.173%	-70.799%	-72.208%
Plan fiduciary net position as a percentage of the total pension liability	98.60%	113.20%	97.80%	102.20%	101.53%	100.66%	99.01%	110.46%	111.48%

10 years of historical information is not available, and will be added each year subsequent to the year of implementation until 10 years of historical data is present.

Required Supplementary Information
MORAVIA CENTRAL SCHOOL DISTRICT, NEW YORK
Schedule of District Contributions
For The Year Ended June 30, 2023

NYSERS Pension Plan

	<u>2023</u>	<u>2022</u>	<u>2021</u>	<u>2020</u>	<u>2019</u>	<u>2018</u>	<u>2017</u>	<u>2016</u>	<u>2015</u>
Contractually required contributions	\$ 244,958	\$ 298,431	\$ 281,705	\$ 263,041	\$ 259,565	\$ 255,002	\$ 265,538	\$ 286,942	\$ 334,747
Contributions in relation to the contractually required contribution	<u>(244,958)</u>	<u>(298,431)</u>	<u>(281,705)</u>	<u>(263,041)</u>	<u>(259,565)</u>	<u>(255,002)</u>	<u>(265,538)</u>	<u>(286,942)</u>	<u>(334,747)</u>
Contribution deficiency (excess)	<u>\$ -</u>	<u>\$ -</u>	<u>\$ -</u>	<u>\$ -</u>	<u>\$ -</u>	<u>\$ -</u>	<u>\$ -</u>	<u>\$ -</u>	<u>\$ -</u>
Covered-employee payroll	\$ 2,430,889	\$ 2,137,079	\$ 2,174,942	\$ 2,031,820	\$ 1,914,933	\$ 1,796,735	\$ 1,844,561	\$ 1,778,258	\$ 1,848,879
Contributions as a percentage of covered-employee payroll	10.08%	13.96%	12.95%	12.95%	13.55%	14.19%	14.40%	16.14%	18.11%

NYSTRS Pension Plan

	<u>2023</u>	<u>2022</u>	<u>2021</u>	<u>2020</u>	<u>2019</u>	<u>2018</u>	<u>2017</u>	<u>2016</u>	<u>2015</u>
Contractually required contributions	\$ 923,674	\$ 790,324	\$ 749,294	\$ 679,079	\$ 767,012	\$ 674,658	\$ 780,446	\$ 784,110	\$ 1,069,591
Contributions in relation to the contractually required contribution	<u>(923,674)</u>	<u>(790,324)</u>	<u>(749,294)</u>	<u>(679,079)</u>	<u>(767,012)</u>	<u>(674,658)</u>	<u>(780,446)</u>	<u>(784,110)</u>	<u>(1,069,591)</u>
Contribution deficiency (excess)	<u>\$ -</u>	<u>\$ -</u>	<u>\$ -</u>	<u>\$ -</u>	<u>\$ -</u>	<u>\$ -</u>	<u>\$ -</u>	<u>\$ -</u>	<u>\$ -</u>
Covered-employee payroll	\$ 8,073,722	\$ 7,283,480	\$ 7,025,614	\$ 7,133,174	\$ 6,762,194	\$ 6,546,546	\$ 6,230,734	\$ 5,650,233	\$ 5,808,687
Contributions as a percentage of covered-employee payroll	11.44%	10.85%	10.67%	9.52%	11.34%	10.31%	12.53%	13.88%	18.41%

10 years of historical information is not available, and will be added each year subsequent to the year of implementation until 10 years of historical data is present.

Required Supplementary Information
MORAVIA CENTRAL SCHOOL DISTRICT, NEW YORK
Schedule of Revenues, Expenditures and Changes in Fund Balance -
Budget (Non-GAAP Basis) and Actual - General Fund
For The Year Ended June 30, 2023

	<u>Original Budget</u>	<u>Amended Budget</u>	<u>Current Year's Revenues</u>	<u>Over (Under) Revised Budget</u>
REVENUES				
Local Sources -				
Real property taxes	\$ 8,038,660	\$ 8,164,899	\$ 8,163,826	\$ (1,073)
Real property tax items	879,191	752,952	776,900	23,948
Non-property taxes	800	800	2,781	1,981
Charges for services	600	600	21,621	21,021
Use of money and property	83,000	83,000	90,700	7,700
Sale of property and compensation for loss	1,000	1,000	3,712	2,712
Miscellaneous	466,500	466,500	929,153	462,653
State Sources -				
Basic formula	12,533,918	12,533,918	12,441,120	(92,798)
Lottery aid	2,120,185	2,120,185	2,122,163	1,978
BOCES	1,795,872	1,795,872	1,751,835	(44,037)
Textbooks	53,707	53,707	41,426	(12,281)
All Other Aid -				
Computer software	28,139	28,139	28,172	33
Library loan	5,569	5,569	5,575	6
Other aid	720	720	1,000	280
Federal Sources	-	-	54,211	54,211
TOTAL REVENUES	<u>\$ 26,007,861</u>	<u>\$ 26,007,861</u>	<u>\$ 26,434,195</u>	<u>\$ 426,334</u>
Other Sources -				
Transfer - in	\$ -	\$ -	\$ 52,211	\$ 52,211
TOTAL REVENUES AND OTHER SOURCES	<u>\$ 26,007,861</u>	<u>\$ 26,007,861</u>	<u>\$ 26,486,406</u>	<u>\$ 478,545</u>
Appropriated reserves	\$ -	\$ 2,000,000		
Appropriated fund balance	\$ 625,000	\$ 625,000		
Prior year encumbrances	\$ 52,575	\$ 50,111		
TOTAL REVENUES AND APPROPRIATED RESERVES/ FUND BALANCE	<u><u>\$ 26,685,436</u></u>	<u><u>\$ 28,682,972</u></u>		

(See Independent Auditors' Report)

Required Supplementary Information
MORAVIA CENTRAL SCHOOL DISTRICT, NEW YORK
Schedule of Revenues, Expenditures and Changes in Fund Balance -
Budget (Non-GAAP Basis) and Actual - General Fund
For The Year Ended June 30, 2023

	<u>Original</u> <u>Budget</u>	<u>Amended</u> <u>Budget</u>	<u>Current</u> <u>Year's</u> <u>Expenditures</u>	<u>Encumbrances</u>	<u>Unencumbered</u> <u>Balances</u>
EXPENDITURES					
General Support -					
Board of education	\$ 36,225	\$ 36,275	\$ 34,528	\$ -	\$ 1,747
Central administration	267,562	274,164	272,472	-	1,692
Finance	449,804	523,543	503,571	-	19,972
Staff	142,931	165,881	160,290	-	5,591
Central services	2,001,942	2,119,677	1,940,195	59,733	119,749
Special items	306,079	309,463	308,950	-	513
Instructional -					
Instruction, administration and improvement	699,309	800,953	792,692	-	8,261
Teaching - regular school	5,615,038	5,410,256	5,318,198	9,327	82,731
Programs for children with handicapping conditions	3,810,442	3,852,161	3,779,936	-	72,225
Occupational education	984,094	969,094	962,510	-	6,584
Teaching - special schools	131,281	84,281	73,478	-	10,803
Instructional media	952,734	791,668	772,974	-	18,694
Pupil services	1,211,954	1,246,661	1,080,820	-	165,841
Pupil Transportation	1,496,360	1,550,506	1,427,441	-	123,065
Community Services	1,500	1,500	1,500	-	-
Employee Benefits	4,537,861	4,320,781	4,320,781	-	-
Debt service - principal	3,124,000	3,047,086	3,047,086	-	-
Debt service - interest	731,320	1,022,911	1,022,665	-	246
TOTAL EXPENDITURES	<u>\$ 26,500,436</u>	<u>\$ 26,526,861</u>	<u>\$ 25,820,087</u>	<u>\$ 69,060</u>	<u>\$ 637,714</u>
Other Uses -					
Transfers - out	\$ 185,000	\$ 2,156,111	\$ 2,156,111	\$ -	\$ -
TOTAL EXPENDITURES AND OTHER USES	<u>\$ 26,685,436</u>	<u>\$ 28,682,972</u>	<u>\$ 27,976,198</u>	<u>\$ 69,060</u>	<u>\$ 637,714</u>
NET CHANGE IN FUND BALANCE	<u>\$ -</u>	<u>\$ -</u>	<u>\$ (1,489,792)</u>		
FUND BALANCE, BEGINNING OF YEAR	<u>6,807,096</u>	<u>6,807,096</u>	<u>6,807,096</u>		
FUND BALANCE, END OF YEAR	<u><u>\$ 6,807,096</u></u>	<u><u>\$ 6,807,096</u></u>	<u><u>\$ 5,317,304</u></u>		

Note to Required Supplementary Information:

A reconciliation is not necessary since encumbrances are presented in a separate column on this schedule.

Supplementary Information
MORAVIA CENTRAL SCHOOL DISTRICT, NEW YORK
Schedule of Change From Adopted Budget To Final Budget
And The Real Property Tax Limit
For The Year Ended June 30, 2023

CHANGE FROM ADOPTED BUDGET TO FINAL BUDGET:

Adopted budget		\$ 26,632,861
Prior year's encumbrances		<u>52,575</u>
Original Budget		\$ 26,685,436
Budget revisions -		
Voter approved capital project transfer		2,000,000
Reduction in prior year encumbrances		<u>(2,464)</u>
FINAL BUDGET		<u><u>\$ 28,682,972</u></u>

SECTION 1318 OF REAL PROPERTY TAX LAW LIMIT CALCULATION:

2023-24 voter approved expenditure budget		\$ 28,676,344
<u>Unrestricted fund balance:</u>		
Assigned fund balance	\$ 594,060	
Unassigned fund balance	<u>1,147,054</u>	
Total Unrestricted fund balance	<u>\$ 1,741,114</u>	
<u>Less adjustments:</u>		
Appropriated fund balance	\$ 525,000	
Encumbrances included in assigned fund balance	<u>69,060</u>	
Total adjustments	<u>\$ 594,060</u>	
General fund fund balance subject to Section 1318 of Real Property Tax Law		<u>1,147,054</u>
ACTUAL PERCENTAGE		<u><u>4.00%</u></u>

Supplementary Information
MORAVIA CENTRAL SCHOOL DISTRICT, NEW YORK
CAPITAL PROJECTS FUND
Schedule of Project Expenditures
For The Year Ended June 30, 2023

Project Title	Original Appropriation	Revised Appropriation	Expenditures			Unexpended Balance	Methods of Financing			Fund Balance	
			Prior Years	Current Year	Total		Obligations	Local Sources	State Sources		Total
Smart Schools Bond Act	\$ 1,081,921	\$ 1,081,921	\$ 993,271	\$ -	\$ 993,271	\$ 88,650	\$ -	\$ -	\$ 993,271	\$ 993,271	\$ -
2022-23 Lease Purchase	487,465	487,465	-	487,465	487,465	-	487,465	-	-	487,465	-
2022-23 Bus Purchase	362,100	362,100	-	362,100	362,100	-	362,100	-	-	362,100	-
2022-23 Capital Outlay Project	100,000	100,000	-	94,406	94,406	5,594	-	100,000	-	100,000	5,594
2020 Capital Improvement Project	11,500,000	11,500,000	11,352,797	192,203	11,545,000	(45,000)	8,220,000	3,325,000	-	11,545,000	-
2023 Capital Improvement Project	25,000,000	25,000,000	-	543,214	543,214	24,456,786	-	2,000,000	-	2,000,000	1,456,786
TOTAL	\$ 38,531,486	\$ 38,531,486	\$ 12,346,068	\$ 1,679,388	\$ 14,025,456	\$ 24,506,030	\$ 9,069,565	\$ 5,425,000	\$ 993,271	\$ 15,487,836	\$ 1,462,380

Supplementary Information
MORAVIA CENTRAL SCHOOL DISTRICT, NEW YORK
Combining Balance Sheet - Nonmajor Governmental Funds
June 30, 2023

	Special			Total
	Revenue Funds		Debt	
	School	Miscellaneous		Service
	Lunch	Special Revenue	Fund	Funds
	Fund	Fund	Fund	Funds
ASSETS				
Cash and cash equivalents	\$ 148,266	\$ 190,938	\$ 936,653	\$ 1,275,857
Investments	-	15,092	-	15,092
Receivables	13,831	-	-	13,831
Inventories	13,130	-	-	13,130
Due from other funds	-	-	192,452	192,452
TOTAL ASSETS	\$ 175,227	\$ 206,030	\$ 1,129,105	\$ 1,510,362
LIABILITIES AND FUND BALANCES				
<u>Liabilities</u> -				
Accrued liabilities	\$ 124	\$ -	\$ -	\$ 124
Due to other funds	73,428	-	-	73,428
Due to other governments	373	-	-	373
Unearned revenue	4,622	-	-	4,622
TOTAL LIABILITIES	\$ 78,547	\$ -	\$ -	\$ 78,547
<u>Fund Balances</u> -				
Nonspendable	\$ 13,130	\$ -	\$ -	\$ 13,130
Restricted	-	206,030	1,129,105	1,335,135
Assigned	83,550	-	-	83,550
TOTAL FUND BALANCE	\$ 96,680	\$ 206,030	\$ 1,129,105	\$ 1,431,815
TOTAL LIABILITIES AND				
FUND BALANCES	\$ 175,227	\$ 206,030	\$ 1,129,105	\$ 1,510,362

Supplementary Information
MORAVIA CENTRAL SCHOOL DISTRICT, NEW YORK
Combining Statement of Revenues, Expenditures and Changes in Fund Balances
Nonmajor Governmental Funds
For The Year Ended June 30, 2023

	<u>Special Revenue Funds</u>			Total Nonmajor Governmental Funds
	School Lunch Fund	Miscellaneous Special Revenue Fund	Debt Service Fund	
REVENUES				
Use of money and property	\$ 14	\$ (2,269)	\$ 13,772	\$ 11,517
Miscellaneous	1,019	19,378	-	20,397
State sources	8,853	-	-	8,853
Federal sources	386,004	-	-	386,004
Sales	183,620	-	-	183,620
TOTAL REVENUES	\$ 579,510	\$ 17,109	\$ 13,772	\$ 610,391
EXPENDITURES				
Employee benefits	\$ 147,733	\$ -	\$ -	\$ 147,733
Cost of sales	195,662	-	-	195,662
Other expenses	270,317	8,736	-	279,053
TOTAL EXPENDITURES	\$ 613,712	\$ 8,736	\$ -	\$ 622,448
EXCESS (DEFICIENCY) OF REVENUES OVER EXPENDITURES	\$ (34,202)	\$ 8,373	\$ 13,772	\$ (12,057)
OTHER FINANCING SOURCES (USES)				
Transfers - in	\$ -	\$ -	\$ 192,230	\$ 192,230
TOTAL OTHER FINANCING SOURCES (USES)	\$ -	\$ -	\$ 192,230	\$ 192,230
NET CHANGE IN FUND BALANCE	\$ (34,202)	\$ 8,373	\$ 206,002	\$ 180,173
FUND BALANCE, BEGINNING OF YEAR	130,882	197,657	923,103	1,251,642
FUND BALANCE, END OF YEAR	\$ 96,680	\$ 206,030	\$ 1,129,105	\$ 1,431,815

Supplementary Information
MORAVIA CENTRAL SCHOOL DISTRICT, NEW YORK
Net Investment in Capital Assets/Right to Use Assets
For The Year Ended June 30, 2023

Capital assets/right to use assets, net		\$ 41,324,399
Deduct:		
Bond payable	\$ 17,932,100	
Leases	696,559	
Unamortized bond premium	983,470	
Refunding bond difference	<u>482,222</u>	
		<u>20,094,351</u>
Net Investment in Capital Assets/ Right to Use Assets		<u><u>\$ 21,230,048</u></u>

Supplementary Information
MORAVIA CENTRAL SCHOOL DISTRICT, NEW YORK
SCHEDULE OF EXPENDITURES OF FEDERAL AWARDS
For The Year Ended June 30, 2023

<u>Grantor / Pass - Through Agency</u> <u>Federal Award Cluster / Program</u>	<u>Assistance Listing Number</u>	<u>Pass-Through Agency Number</u>	<u>Total Expenditures</u>
<u>U.S. Department of Education:</u>			
<u>Passed Through NYS Education Department -</u>			
<u>Special Education Cluster IDEA -</u>			
Special Education - Grants to States (IDEA, Part B)	84.027	0032-23-0093	\$ 278,072
Special Education - Preschool Grants (IDEA Preschool)	84.173	0033-23-0093	7,934
<i>Total Special Education Cluster IDEA</i>			<u>\$ 286,006</u>
<u>Education Stabilization Funds -</u>			
CRRSA - ESSER 2-COVID-19	84.425D	5891-21-0305	\$ 515,010
ARP - ESSER III-COVID-19	84.425U	5880-21-0305	597,497
ARP - SLR Summer Enrichment-COVID-19	84.425U	5882-21-0305	99,139
ARP - SLR Learning Loss-COVID-19	84.425U	5884-21-0305	251,107
<i>Total Education Stabilization Funds</i>			<u>\$ 1,462,753</u>
Title IIA - Supporting Effective Instruction State Grant	84.367	0147-22-0305	778
Title IIA - Supporting Effective Instruction State Grant	84.367	0147-23-0305	26,495
Title IV - Student Support and Enrichment Program	84.424	0204-23-0305	21,506
Title I - Grants to Local Educational Agencies	84.010	0021-23-0305	263,984
Total U.S. Department of Education			<u>\$ 2,061,522</u>
<u>U.S. Department of Health and Human Services:</u>			
<u>Passed through Cayuga County -</u>			
Epidemiology and Laboratory Capacity (ELC) COVID-19	93.323	6919-01	\$ 127,418
Total U.S. Department of Health and Human Services			<u>\$ 127,418</u>
<u>U.S. Department of Agriculture:</u>			
<u>Passed Through NYS Education Department (Child Nutrition Services) -</u>			
<u>Child Nutrition Cluster -</u>			
National School Lunch Program	10.555	051301040000	\$ 207,590
National School Lunch Program-Non-Cash Assistance (Commodities)	10.555	051301040000	47,325
Supply Chain Assistance-COVID-19	10.555	051301040000	52,502
National School Breakfast Program	10.553	051301040000	77,331
<i>Total Child Nutrition Cluster</i>			<u>\$ 384,748</u>
Pandemic EBT Administrative Costs	10.649	051301040000	1,256
Total U.S. Department of Agriculture			<u>\$ 386,004</u>
TOTAL EXPENDITURES OF FEDERAL AWARDS			<u>\$ 2,574,944</u>



BUSINESS
ADVISORS
AND CPAS

**Report on Internal Control Over Financial Reporting
and on Compliance and Other Matters Based on an Audit
of Financial Statements Performed in Accordance With
*Government Auditing Standards***

Independent Auditors' Report

To the Board of Education
Moravia Central School District, New York

We have audited, in accordance with auditing standards generally accepted in the United States of America and the standards applicable to financial audits contained in *Government Auditing Standards* issued by the Comptroller General of the United States, the financial statements of the governmental activities, each major fund, and the aggregate remaining fund information of the Moravia Central School District as of and for the year ended June 30, 2023, and the related notes to the financial statements, which collectively comprise the District's basic financial statements, and have issued our report thereon dated October 17, 2023.

Internal Control over Financial Reporting

In planning and performing our audit of the financial statements, we considered the District's internal control over financial reporting (internal control) as a basis for designing procedures that are appropriate in the circumstances for the purpose of expressing our opinions on the financial statements, but not for the purpose of expressing an opinion on the effectiveness of the District's internal control. Accordingly, we do not express an opinion on the effectiveness of the District's internal control.

A *deficiency in internal control* exists when the design or operation of a control does not allow management or employees in the normal course of performing their assigned functions, to prevent, or detect and correct misstatements on a timely basis. A *material weakness* is a deficiency, or a combination of deficiencies, in internal control, such that there is a reasonable possibility that a material misstatement of the entity's financial statements will not be prevented, or detected and corrected on a timely basis. A *significant deficiency* is a deficiency, or a combination of deficiencies, in internal control that is less severe than a material weakness, yet important enough to merit attention by those charged with governance.

Our consideration of internal control was for the limited purpose described in the first paragraph of this section and was not designed to identify all deficiencies in internal control that might be material weaknesses or significant deficiencies. Given these limitations, during our audit we did not identify any deficiencies in internal control that we consider to be material weaknesses. However, material weaknesses may exist that have not been identified.

Compliance and Other Matters

As part of obtaining reasonable assurance about whether Moravia Central School District's financial statements are free from material misstatement, we performed tests of its compliance with certain provisions of laws, regulations, contracts, and grant agreements, noncompliance with which could have a direct and material effect on the financial statements. However, providing an opinion on compliance with those provisions was not an objective of our audit and, accordingly, we do not express such an opinion. The results of our tests disclosed no instances of noncompliance or other matters that are required to be reported under *Government Auditing Standards*.

Purpose of this Report

The purpose of this report is solely to describe the scope of our testing of internal control and compliance and the results of that testing, and not to provide an opinion on the effectiveness of the District's internal control or on compliance. This report is an integral part of an audit performed in accordance with *Government Auditing Standards* in considering the District's internal control and compliance. Accordingly, this communication is not suitable for any other purpose.

Mengel, Metzger, Barw & Co. LLP

Rochester, New York
October 17, 2023